




# Horseshoe Pitching NEWSLINE


Official Publication of the National Horseshoe Pitchers Association

VOL. 23, NO. 5

SEPTEMBER/OCTOBER 2011



## 2011 World Champions



# 2011 WORLD TOURNAMENT ISSUE

# TOURNAMENT TRAVEL CONTACTS

The following is a list of all NHPA Regional Directors and the states or territory they cover. Those of you who travel and want to get out-of-area tournament information, are encouraged to contact the appropriate Regional Director. Each RD maintains a full list of all NHPA sanctioned tournaments in their area. If your travel plans call for stops in several states and you need multiple site information, you might want to contact the NHPA 5<sup>th</sup> Vice-President who is in charge of all RDs. She should have copies of all the state schedules. The address for the 5<sup>th</sup> VP can be found on page 3 of this publication.

REGION	REGIONAL DIRECTOR	REGION	REGIONAL DIRECTOR	REGION	REGIONAL DIRECTOR
26. Alabama	Ron Kindrick 678 Williamson Kindrick Trail Eelectic, AL 36024-6128 (534) 541-2720 rons_flying_fish@yahoo.com	24. Iowa	Bert Logsdon 117 Lake DR Apt 39 Osceola, IA 50213-1653 (612) 239-0098 bwlogsdon@yahoo.com	15. North Dakota	Jeanine Rodvold 52 Woodland Dr N Fargo, ND 58102-2419 (701) 799-9778 (Cell) or (701) 235-1544 (Home) jrodvold@cableone.net
52. Alaska	Tom Bowers 3075 N Charley DR Wasilla, AK 99654-4321 (907) 376-2466 tomvobow@gci.net	18. Kansas	Melvin Jearldoe 460 160 RD Concordia, KS 66901-6515 (785) 243-7184 melvin@rhelectric.net	36. Ohio	Dick Guill 2480 Bryonaire DR Mansfield, OH 44903-7407 (419) 589-2459 dndguill1961@aol.com
10. Arizona	Larry Ingraham 11033 W Acadia DR Sun City, AZ 85373-1505 (623) 322-3437 lingraham3@yahoo.com	32. Kentucky	A.B.Webb PO Box 142 Brownsville, KY 42210 (270) 597-6623 albertwebb2@yahoo.com	20. Oklahoma	David Montgomery 2909 N Shadynook Way Oklahoma City, OK 73141-3831 (405) 206-1581 nancyndavid@cox.net
21. Arkansas	Dewayne Moody 1015 Gray ST Mountain Home, AR 72653-4329 (870) 656-7935 shoemanmoody@yahoo.com	27. Louisiana	Ron Latiolais 12102 Turry RD Gonzales, LA 70737-1821 (225) 647-4992 ronlatcb@ctigers.net	2. Oregon	Chuck Warner 17667 Tyce RD Umpqua, OR 97486-9736 (541) 459-1206 lcwkew@myfam.com
3. California No.	Casey Sluys 1721 San Ramon Way Santa Rosa, CA 95409-3964 (707) 538-3128 kcslus@sbcglobal.net	45. Maine	See Massachusetts	39. Pennsylvania	Darle Esh 68 Solitude RD Milroy, Pa 17063-9235 (717) 667-3108 darle@eshfamily.com
4. California So.	Hal Griswold 32612 Balearic RD Dana Point, CA 92629-3615 (949) 496-0577 setibird@yahoo.com	42. Maryland	Don Lawyer 730 Hickok Trail Lusby, MD 20657-3177 (410) 326-2070 horseshoedon@comcast.net	50. Rhode Island	See Massachusetts
61-72. Canada	Jack Adams 35 O'Neil Crescent Saskatoon, SK Canada S7N 1W7 (306) 373-5184	48. Massachusetts	Leo Michaud 379 Hodges ST Taunton, MA 02780-2057 (508) 822-9610 loonpnd@comcast.net	41. South Carolina	Terry McPeck 358 Old Duncan RD Lecsville, SC 29070-9484 (803) 532-6240 dundec_74@yahoo.com
13. Colorado	Lyle Saine 2800 S Syracuse Way APT#11-101 Denver, CO 80231-4294 (970) 593-8594 lylesaine@yahoo.com	30. Michigan	Steve Summerlin PO Box 536 Webberville, MI 48892-0536 (517) 582-1940 summerlin@cablespeed.com	16. South Dakota	Clint Bryson 901 Custer ST Belle Fourche, SD 57717-1136 (605) 892-2195 cmb@rushmore.com
49. Connecticut	See Massachusetts	23. Minnesota	Sara Otto 11070 Cedar Hills BLVD APT 232 Minnetonka, MN 55305-3017 (952) 544-1613 slotto77@gmail.com	33. Tennessee	Craig Schadler 487 Ozone RD Rockwell, TN 37854 (865) 354-6444 schadworld@peoplepc.com
43. Delaware	Dan Carter 28 Gail RD New Castle, DE 19720-1710 (302) 326-1311 L.O.T.Ringers@aol.com	25. Mississippi	See Alabama	22. Texas	Jim Anderson PO Box 154026 Waco, TX 76715-4026 (254) 757-3117 thpajc@att.net
35. Florida	Ron Deckard 7302 Brookview Circle Tampa, FL 33634-2926 (813) 884-2932 deckardr@verizon.net	19. Missouri	Donna Bastel 1028 Oak Point DR Gravois Mills, MO 65037-6724 (573) 374-8243 dbastel@lauriekitchen.net	9. Utah	Gary Wood 525 S 3rd West Salem, UT 84653 (801) 423-1058 garyfrankwood@msn.com
34. Georgia	Ronnie Miller 1599 Christian Hill RD Rochelle, GA 31079-5523 (229) 365-2672 mudbug1@windstream.net	11. Montana	Wayne Bennett 1520 Beartooth RD Wolf Creek, MT 59648-8744 (406) 235-4062 wands@imt.net	46. Vermont	See Massachusetts
6. Hawaii	Myrtle May L Kamoku PO Box 273 Anahola, HI 96703-0273 (808) 212-1308 MKamoku@hawaii.rr.com	7. Nevada	Tom McQueen 3377 Alcorn Rd. Fallon, NV 89406-7214 (760) 937-3401 tommcqueen@ccccomm.net	38. Virginia	Kevin Snelgrove PO Box 625 Stuarts Draft, VA 24477-0625 (540) 337-4689 rd@vahpa.com
8. Idaho	David Spears 845 E 16 <sup>th</sup> ST N Mountain Home, ID 83647-1722 (208) 695-8362 ringerguy@gmail.com	47. New Hampshire	See Massachusetts	1. Washington	Vic Magnus 1606 Elementary ST Richland, WA 99352-8617 (509) 628-2279 vicmag@charter.net
29. Illinois	Dave Shreve 2127 Lynn ST Cabokia, IL 62206-2523 (618) 910-8558 hrshuz@charter.net	51. New Jersey	Bruce Conord 56 Gallmeier RD Frenchtown, NJ 08825-3718 (908) 996-3211 brconord@yahoo.com	53. Washington DC	See Maryland
31. Indiana	Jim Shilling 5044A County Road 64 Spencerville, IN 46788-9721 (260) 238-4879 shillinghorseshoes@yahoo.com	14. New Mexico	Harold Combs 9021 LaBarranca AVE NE Albuquerque, NM 87111-2334 (505) 321-3740 hnjcombs@yahoo.com	37. West Virginia	Ken Wilhelm 406 Streatly AVE Clarksburg, WV 26301-3463 (304) 641-1265 Hepzibah69@yahoo.com
		44. New York	Bob Klock PO Box 478 Spencer, NY 14883-0478 (607) 589-4122 tictoklock@frontier.com	28. Wisconsin	Ed Wheeler W9070 County Road K Lodi, WI 53555-9453 (608) 592-4424 ECWSFW@aol.com
		40. North Carolina	Paul Highlander 905 Windward Passage Knightdale, N.C. 27545-9429 (919) 266-1474 pvhiglander@att.net	12. Wyoming	Phil Plotke 3300 Sutherland DR Gillette, WY 82718-6225 (307) 682-0756 plotke@bresnan.net



# Horseshoe Pitching

# NEWSLINE

Official Publication of the National Horseshoe Pitchers Association

## NHPA NATIONAL OFFICERS

**PRESIDENT:** STUART SIPMA  
 2826 Domino Drive, Bismark, ND 58503-0831  
 (701) 258-5686, email: stuart.w.sipma@tsocorp.com

**1ST VICE PRESIDENT:** DAN SANDERS  
 42 Scioto ST, Powell, OH 43065  
 (614) 596-5666, email: dsanderling@yahoo.com

**2ND VICE PRESIDENT:** TINA HAWKINS  
 RT. 4, Box 52, Marlow, OK 73005  
 (614) 658-3923, email: tinahawk@msn.com

**3RD VICE PRESIDENT:** LORRAINE STERNBERG  
 W206 N13520 Woodside Ln., Richfield, WI 53076  
 (262) 677-3300, email: horshoewi@aol.com

**4TH VICE PRESIDENT:** JERRY LaBROSSE  
 8170 Fern Lane, Greenfield MN 55357  
 (763) 498-7353, email: jlabro6186@aol.com

**5TH VICE PRESIDENT:** DEBBY MICHAUD  
 379 Hodges ST, Taunton, MA 02780  
 (508) 822-9610, email: loonpnd@comcast.net

**SECRETARY/TREASURER:** DICK HANSEN  
 3085 76th St., Franksville, WI 53126-9661  
 (262) 835-9108, email: nhpa22@yahoo.com

## PROGRAM & COMMITTEE DIRECTORS

**GAME RELATED SALES:** NHPA GAME RELATED SALES  
 Larry Langevisch, Pam Gettinger  
 100 Bluestem Way, Wentzville, MO 63385-3799  
 (636) 327-5271, email: nhpagamereLATED@nhpasales.com

**JUNIOR PROMOTION:** JUSTIN SIPMA  
 5212 Driftwood LN, Bismark, ND 58503  
 (701) 258-5686, email: jwsipma@hotmail.com

**PUBLICITY/PROMOTION:** 2nd VP TINA HAWKINS  
**NHPA CHAPLAIN:** KEN HEINRITZ  
 N95 W22107 County RD Q, Colgate, WI 53017  
 (262) 255-7339, email: Kheinritz@wctc.edu

**HISTORIAN:** BOB DUNN  
 6417 Georgia AVE No., Brooklyn Park, MN 55428  
 (763) 535-3884, email: BobCharlesDunn@aol.com

**NATSTATS:** ROB HAGMAN  
 652 Cross ST, Anoka, MN 55303  
 (612) 600-3777, email: natstats@horseshoepitching.com

**HALL OF FAME:** VICKI WINSTON  
 10326 Highway D, LaMonte, MO 65337-2104  
 (660) 563-3536 email: horshuvicki@socket.net

**REGIONAL DIRECTORS:** 5th VP DEBBY MICHAUD  
**MEDICAL EXEMPTION FORM REQUESTS:** 1st VP DAN SANDERS  
**SANCTIONED CLUB/LEAGUE:** 3rd VP LORRAINE STERNBERG  
**CHARTER COMMUNICATIONS:** 4th VP JERRY LaBROSSE  
**RULES & GRIEVANCES:** 1st VP DAN SANDERS  
**BYLAWS:** 1st VP DAN SANDERS  
**NHPA MEETING MINUTE DIRECTOR:** 4th VP JERRY LaBROSSE  
**INSURANCE:** SECRETARY/TREASURER DICK HANSEN  
**RGS:** 1st VP DAN SANDERS  
**COURT SANCTIONING:** 5th VP DEBBY MICHAUD  
**WORLD RECORDS STATISTICIAN**  
**AND PERFECT GAMES:** MEL YOCKSTICK  
 7659 Routh CT, Arvada, CO 80005 • (303) 421-6433 • nhpamel@comcast.net

**WEBSITE/WEBMASTER:** STEVE SUMMERLIN  
 PO. Box 536, Webberville, MI 48892-0536  
 (517) 582-1940, email: webmaster@horseshoepitching.com

[www.horseshoepitching.com](http://www.horseshoepitching.com)

## NHPA NEWSLINE

**PUBLISHER/EDITOR:** PAULA SUMMERLIN  
**DESIGN/PRODUCTION:** ASAP PRINTING, Okemos, MI

**PUBLISHER'S POLICY:** NHPA Newsline is the official magazine of the National Horseshoe Pitchers Association. The contents may not be reproduced in any manner without prior permission of the Editor. Six issues are published annually on a bi-monthly basis. Back issues or additional copies of Newsline, subject to availability, are \$3.00 each postage included, \$5.00 for World Tournament issue.

**ADVERTISING POLICY:** The publisher reserves the right to refuse any ad. All ads accepted must be paid for in advance and meet specific form at requirements. The publication of any ad is not necessarily an endorsement of the advertiser nor the featured product or service. Rate inquiries, ad copy and fee should be sent to NHPA Newsline, Paula Summerlin, P.O. Box 536, Webberville, MI 48892-0536

**LETTERS POLICY:** Newsline welcomes communication and articles from the membership. Submissions should be provided on disk or e-mail in text format (MS Word preferable) or typed, double spaced and should include the writer's name, address and phone number. The editor reserves the right to accept or reject any letter or advertising material. All submissions are subject to editing, available space, and must be received by the first day of the month preceding the date of issue. Email address: psummerlin@cablespeed.com NHPA Newsline, Paula Summerlin, P.O. Box 536, Webberville, MI 48892-0536 Phone: (517)984-6080

**SUBSCRIPTION POLICY:** The annual subscription price is \$12.00 in the United States which includes postage via discounted standard mail. Add \$8.00/yr. for First Class Mail. Canadian subscriptions are \$20.00 U.S. funds. All new subscriptions, renewals, payment and changes of address must be sent directly to: NHPA, 3085 76th Street, Franksville, WI 53126-9661 Phone/Fax (262)835-9108

## CONTENTS

Tournament Travel Contacts.....	2
President's Message <i>by Stu Sipma</i> .....	4
<a href="http://www.horseshoepitching.com">www.horseshoepitching.com</a> .....	4
NHPF News, Views & Donations <i>by Dave Loucks</i> .....	5,6
NHPA Hall of Fame Comes to You <i>by Jeanette Claas</i> .....	6,7
Hall of Fame <i>by Vicki Winston</i> .....	8
NHPA Hall of Fame and Museum <i>by Jeanette Claas</i> .....	9
Sanctioned Club/League Report <i>by Lorraine Sternberg</i> .....	10
Senior Women's Championship <i>by Phyllis Quist</i> .....	10
Amy Francis Hall of Fame Introduction <i>by Alan Francis</i> .....	11
Thank You <i>by Dave Sidles</i> .....	11
The Legendary Don Titcomb <i>by Tina Hawkins</i> .....	12,13
World Tournament Experience Raffle <i>by Tina Hawkins</i> .....	14,15
Joe Faron Inducted NHPA Hall of Fame <i>by Jeanette Claas</i> ....	15,16
Charter Communications <i>by Jerry LaBrosse</i> .....	17
Regional Directors Report <i>by Debby Michaud</i> .....	18
NHPA Rules and Bylaws <i>by Dan Sanders</i> .....	19
State Officers Meeting .....	19
WT Monroe Louisiana Thank You .....	20
World Records <i>by Mel Yockstick - The Statman</i> .....	21
Womens 2011 World Championship <i>by Phyllis Quist</i> .....	21
2011 NHPA Hall of Fame and Awards Banquet (Highlights) ...	22-25
2011 NHPA Hall of Fame Inductees and Award Winners .....	26
The NHPA Loses a Past Officer (Earl Winston) .....	27
Elder's Championship <i>by Chad Hyatt</i> .....	28
Men's Championship <i>by Chad Hyatt</i> .....	29
Senior Men's Championship <i>by Chad Hyatt</i> .....	30
Junior Boy's Championship <i>by Lorraine Sternberg</i> .....	31
Junior Girl's Championship <i>by Lorraine Sternberg</i> .....	31
Cadet's Championship <i>by Lorraine Sternberg</i> .....	32
2011 World Championship Results .....	32-61
Support the NHPF.....	40
Income & Expenses Statement .....	50
Subscription Renewal Form.....	59
2010 Elder's Championship-Corrected Report .....	62-63
<b>PAID ADVERTISEMENTS</b>	
Gordon Horseshoes - Omega Horseshoe Company .....	6
"The Legendary Don Titcomb - His Life, His Game, His Way" Close Out Book Sale .....	12
Mr. D Horseshoes.....	13
Deadeye - Hi Temp Refractories .....	17
Hummer - Strohm's Stained Glass.....	19

# PRESIDENT'S MESSAGE by Stu Sipma

I would like to thank all the NHPA Officers, Directors, spouses and support staff for the great job of running the 2011 World Horseshoe Tournament. Everyone did a great job in the coordination and preparation to assure this tournament ran efficiently. Also, a special thanks to Bill Marvin and Jerry LaBrosse for their assistance in the court setup.

Congratulations to all the Division and World Champions. This is the first time the entire World Tournament was held utilizing HS Master and the electronic scoring system. What an upgrade! All shifts were found to be running ahead of schedule and in surveying the players and scorekeepers everyone appeared to prefer this method over our antiquated manual system. I find it only appropriate to thank Kurt Whaley for all his hard work in creating the software and scoring to allow us to use this system. If you get a chance, please contact him and thank him for all his hard work in creating this program for all the horseshoe pitchers to use. The Council agreed to use this system exclusively for all future World Tournaments. If any of you would like to purchase some of the old scoreboards for \$20, please contact one of the Council members for additional information.

The NHPA Council would like to thank the Monroe-West Monroe CVB and the Monroe Civic Center staff for all the work associated with hosting our event. Alana Cooper, Scott Bruscato and Charles Thomas did a great job in fulfilling our needs over the two week period. I also want to recognize one individual who went above and beyond to help out where ever needed. Ron Smith, thank you for all your work and long hours during the tournament.

The 2013 World Tournament will be held in St. George, Utah. The dates will be July 22nd – August 3rd and will be held at the Dixie Center. The facility is air conditioned and should be a very nice facility for our event. Congratulations to Kevin Lewis, Paul Jewkes and Dennis Ohms for a successful bid.

Four South Africa players competed this year at the world tournament, with three of the four players placing in their divisions. It is really nice seeing another country competing in the world tournament. It is our goal to grow our sport into other countries and this is just a start. During their stay, the South African's demonstrated their sport of Jukskei to the spectators. It was a lot of fun for all. Thanks to all the teams and players who come and participated in their event.

Dave Sidles will be taking over as the 3rd VP January 1, 2012 replacing Lorraine Sternberg. Congratulations to Dave and we look forward to having him on our

team. Dave brings to the team experience in the sanction league program, having served as a Secretary/Treasurer and Statistician for their local club. He served on the Iowa Games Horseshoe Commissioner for ten years, ran many sanctioned tournaments and has many years of experience in HS Master. Dave has been a NHPA member since 1989. With the addition of Dave, I am saddened to see Lorraine Sternberg stepping down. Lorraine has done an "outstanding" job of managing the sanction league program, including maintaining the "red" Sanction Club/League Program booklet, junior scholarships and the league top ten awards. Lorraine will be missed by all of us on the staff. Lorraine has been the 3rd VP since 2001. Thank you for all the years of service on the NHPA Executive Board.

At the Hall of Fame Banquet, two new members were inducted into the National Horseshoe Pitchers Hall of Fame. Congratulations to Amy (Brown) Francis and Joe Faron II on this well deserving recognition. During the banquet, a number of gifts were auctioned off. Paul Stewart was appointed to being the auctioneer. Thanks to Paul for doing this for the NHPF. You always provide some additional entertainment to our events!

In conclusion, I just want to say to everyone that the NHPA Council works hard at putting on a great show at the World Tournament. For those of you who were not able to attend this year, you really did miss a great time. The building was extremely cool, vendors were set up selling jewelry, clothing and bracelets and everyone appeared to have a great time. I encourage all of you reading this article to consider attending the 2012 World Tournament at Knoxville, Tennessee next year July 30th – August 11th at the Knoxville Convention Center. Knoxville will be great city to visit with many attractions and things to do.



NATIONAL HORSESHOE PITCHERS ASSOCIATION OF AMERICA

**HorseshoePitching.com**

EXERCISE - RECREATION - SPORT

Visit our website for up-to-date information  
[www.horseshoepitching.com](http://www.horseshoepitching.com)

Natstats updated every Wednesday evening  
Individual Stat Search updated at least once a month

World Tournament Information  
Coming Events  
Local Contact Information

Questions and suggestions may be sent to:  
Steve Summerlin  
NHPA Webmaster  
PO Box 536  
Webberville, MI 48892-0536  
Email: [webmaster@horseshoepitching.com](mailto:webmaster@horseshoepitching.com)

# NHPF NEWS VIEWS & DONATIONS *by Dave Loucks*

Each year during the World Tournament, the National Horseshoe Pitchers Foundation maintains a booth for the purpose of raising money and providing information to pitchers who are not familiar with the work and goals of the NHPF. This year we had on display a large cut-away display of the Hall of Fame building that was the product of hundreds of volunteer hours in the making primarily by Joe Faron and Bob Cutwright of the Quail Ridge H.C. and Bob Rogers of Ginkgo Design, Inc. The cut-away was amazing in detail and attracted a lot of observers. The plan is to have this display on site at future World Tournaments and during the year at the Wentzville Hall of Fame building. Many thanks to these three men and any others who assisted in the fabrication and transportation of this display.

Overall, fund-raising at the World this year was down a bit from the results we realized last year in Cedar Rapids. With assists from NHPA GRS who provided Hall Of Fame towels and mugs at cost to the NHPF, we also had the Basics of Horseshoe Pitching DVD and offered to give any one of the three for a \$10.00 or greater donation. Other attractions in our booth included two beautiful hand made clocks with Westminster chime movements donated by Joe Faron, two oak framed reproductions of the Keene 1965 World Tournament painting by famed artist Norman Gautreau and two autographed bowling balls donated by Walter Ray Williams Jr. These items were all auctioned off, five at the banquet and one at the NHPF booth during the second week. Together along with only a few engraved brick orders, the NHPF raised \$5,375 during the tournament.

There will be some additional funds coming to the Foundation as a result of activity in Monroe. The Hall Of Fame banquet is annually paid for by the NHPF. The NHPA coordinates the banquet, sells the tickets and later turns the revenue over to the Foundation. This year we also assisted the NHPA by selling raffle tickets for the 2012 World Tournament Experience from the NHPF booth. It is our understanding that the Foundation will share some of the profits from this NHPA designed raffle. I should be able to report the income from these two events in the November/December Newline issue.

During our annual NHPF Directors meeting, director and foundation secretary Dick Hansen advised us that he wished to step down rather than accept another four-year term. Dick has served on the NHPF board since its founding and we greatly appreciate his past service and dedication. Casey Sluys was voted onto the board to replace Dick and the NHPA Council approved his selection.

During the two weeks in Monroe, only eight engraved bricks were purchased. That is disappointing when compared to the 25 that were ordered during the 2010 World Tournament. Fortunately, the auction of items mentioned above and the banquet 50/50 raffle helped greatly to bring in needed revenue. Thanks to the table of Missouri members who

donated back their 50% of the banquet raffle, we realized a total raffle income of \$745. I also wish to acknowledge the winners of the auction items that together brought in another \$1,495. Those winning bids on the clocks were Stuart Sipma, ND, and Zane Goggin, GA. The framed Keene W.T. pictures went to Barbara Dale LaValley of NH and Meredith Judd, IN. The two bowling balls went to New Mexico members Roy Stallsmith and Charles Knotts. Debby Michaud won the bid on a hand-made wooden horseshoe box.

With the funds collected at the World Tournament, second quarter building rent, a grant return and a few donations received in the mail, total income received in the two months since the last Newline report is \$11,135. Keep in mind that your contributions are tax-deductible if you itemize. Checks and brick orders should be made out to the NHPF and mailed to P.O.Box 1628, Penn Valley, CA 95946. Thanks to those mentioned below who contributed or purchased a brick since our last report.

## Donating \$10-40

Art Moran, MN  
Robert Knudtson, MN  
Michael Guluzzi, NC  
Raymond Hall, NY  
Jane & Michael Bookout, OK  
Barry & Barb Chapelle, OR  
Charles Bunner, WV

## Donating \$50-75

Ron Kohn, MI  
Steve & Paula Summerlin, MI \*  
Sodbusters H.C., VT  
\* In memory of Glenn Jamieson

## Donating \$100-175

David Spears, ID  
Don Titcomb, ID  
Leo & Debby Michaud, MA  
Rivers Prewette, NC  
Charles Knotts, NM  
Whetstone H.C., OH

## Donating \$200-290

William Backer, CA  
Zane Goggin, GA  
Meredith Judd, IN  
Stuart Sipma, ND  
Barbara Dale LaValley, NH  
Roy Stallsmith, NM  
Timothy Wooden, OR

## Donation \$300-450

Dave & Cathie Loucks, CA  
North Carolina HPA

*Continued  
on page 6*

# THE NHPA HALL OF FAME COMES TO YOU!

by Jeanette Claas

On his way to the 2010 World Tournament in Cedar Rapids, Iowa, Inge Byrkjeland of Norway, stopped in St. Louis to do some site-seeing. Inge took an expensive taxicab ride to the NHPA Hall of Fame. He was so looking forward to seeing the Hall of Fame building, as he had kept up with its progress during the planning and building stages; now he would finally see it in person.

Inge got to thinking about the many horseshoe pitchers who would never get to see this impressive "horseshoe arena" and an idea came to his mind. At the world tournament, Inge stopped by the NHPF booth and expressed his concerns to Joe Faron and Dave Loucks. He thought the idea of a display model, which could be exhibited at all world tournaments to help others to actually visualize their very own Hall of Fame facility, would be of great interest to horseshoe pitchers. The model would be kept on display at the facility during the years.

In the fall of 2010, Faron met with two other QRHC members, Bob Cutright and Bob Rogers to discuss the possibility of making a display model. The trio agreed it would be possible to design and build a replica which

could also turn into an enjoyable fun project. Bob Cutright would soon be leaving for warmer climate throughout the winter months, so all plans were put on hold until his return after the Six Pac Event.

The trio worked off the original blue print drawings of the Hall of Fame facility and scaled it down to 1/4" per foot. This 23,000 square foot building would become the size of 6' x 6' as a display model. Their initial goal was to create a white model to visualize the building.

After drawing up a preliminary design, they met again to discuss what materials would be needed. The display would be made of a type of plastic called styrene, commonly used for architectural models that could be found at graphic arts supplies. The base was made from compound PVC. A lot of work went into building the base which the display was set upon, but you are unable to view that work because of the attached building. The unattached outer wings of the display depicts the three acres of land that the St. Charles Parks Department leases to the NHPF. Faron suggested that a dome, 42"x 42" x 10" made of Plexiglas, would serve as a protector to be put over the model display.

Continued  
on page 7

## NHPF NEWS VIEWS & DONATIONS *Continued*

### Other Income

\$635 W.T. Merchandise sales  
& Misc

\$745 HOF Banquet 50/50 Raffle

\$1,500 Klamath Basin HPC  
(Unused Grant)

\$3,000 from QRHC for 2nd  
Qtr. rent

### Bricks Purchased By

Lisa Gonzales, CA

Tom Gallina, CAN

Ronnie Miller, GA

Brighton H.C., MI

Joe & Alice Faron, MO

Elwyn Cooper, MO

Stuart Sipma, ND

Barbara Dale LaValley, NH (3)

Donald & Beverly Hittle, OH

Troy Horseshoe Club, OH

Jim & Phyllis Quist, WA

The advertisement features two horseshoes: a 'GORDON' horseshoe on the left and a 'LEGEND' horseshoe on the right. The 'GORDON' horseshoe is shown in a dark, metallic finish, while the 'LEGEND' horseshoe is shown in a lighter, metallic finish. Both horseshoes are shown in profile, facing right. The background is a dark, textured surface.

Gordon and Legend Horseshoes are pitched successfully by both flip and turn players. Order today and discover why World Horseshoe Pitching Champions have preferred them.

**Drop Forged** (The only way to make Horseshoes) - Carbon Steel - Hardened Tips  
Medium Soft - 2.8 lbs - One year Guarantee - NHPA Sanctioned

**OMEGA**  
**HORSESHOE CO.**  
777 West Midvalley Road  
Cedar City, Utah 84721

1-877-865-1066  
sales@gordonhorseshoes.com  
www.OmegaHorseshoes.com

Also available from www.dennishorseshoes.com & NHPA Distributors

# THE NHPA HALL OF FAME COMES TO YOU!


*Continued*

The trio began the physical work on the display model the first part of May 2011. They would meet nearly everyday putting in about six hours and stopping briefly for lunch breaks. Once they completed the white display model, and having more time on their hands, they decided to add more visual effects to the model. The fun and creative activity would actually begin at this point. Bob Rogers would take pictures of every exhibit throughout the building, scale it down to ¼ inch actual size and then glue it to its proper place. One idea led to another: miniature picnic tables, bleachers, exhibits, fencing, podiums, courts, etc. would bring much enhancement to their project. After several months of “fun” they realized time was running out and they would soon have to meet a deadline if it was going to be completed by the 2011 World Tournament in Louisiana.

These three QRHC members are to be credited for this creative piece of art that will be able to travel to all future world tournaments so all horseshoe pitchers can visualize the greatness of this Hall of Fame building. Joe Faron, 2011 NHPA Hall of Fame inductee, has been involved with horseshoes for over 40 years, dedicating himself to the sports of horseshoes. His impressive leadership and enthusiasm for the sport has won him a spot in every local, state, and national Hall of Fame shrine.

Bob Rogers, owner of Ginkgo Design, made himself a name when he was selected to design the NHPA Hall of Fame room. You can see for yourself what talent he has in his field of artistic design. He has helped the QRHC in many projects that has been created since the inception of the facility. He has a deep admiration for the sport of horseshoes.

Bob Cutright has been pitching horseshoes forever and



*Joe Faron & Dave Locks view the replica of the Hall of Fame building at the 2011 World Tournament in Louisiana*

has been a NHPA member for over 20 years. He is a most valuable asset to the QRHC. His carpenter craftsmanship can be seen throughout the NHPA facility. Bob was recently inducted into the St. Charles County Amateur Sports Hall of Fame.

Faron loaded the display model in his truck and drove it to the 2011 World Tournament in Louisiana. Due to the drastic heat wave, there was concern the glue might melt. After arriving at the Civic Center, they did have



*QRHC members Bob Rogers & Bob Cutright are on task working diligently on the model at the Hall of Fame building*

to make a few minor adjustments caused by the weather. Many good comments were made about the display. It was amazing that so many of the horseshoe pitchers did not even realize that there was a real Hall of Fame already built in Wentzville, Missouri. Many suggestions were given to Faron to add to the display. So it looks like the trio will have a few more details to finish before final completion. It will once again be put on display at the next World Tournament in Knoxville, Tennessee 2012.

While they were working on this project I asked, “Would you compare this display to the making of a dollhouse?” “Did you say Dollhouse?” It’s more like the designing and building of the St. Louis Arch!” Faron quipped.

While the project was more time consuming than they originally thought, the pride of the completion of this display model shines through their eyes and the enthusiasm in their voices. It is with great appreciation from all horseshoe pitchers that we thank this trio for all the countless volunteer hours (and a few sleepless hours thinking of different ways to do this or that) that they contributed to all horseshoe pitchers across America. A job well done!

# HALL OF FAME *by Vicki Winston*

My trip to the 2011 World Tournament in Monroe, Louisiana was somewhat of a bittersweet experience. Since our marriage in June of 1960, this is the first World Tournament I have attended without Earl. For those who don't know, because of Earl's declining health I had to place him in a nursing home in late March. I could no longer be his caregiver 24/7.

The Civic Center in Monroe was huge and this is one year when there were no complaints about lack of air conditioning. You know a building is cold when you step outside and your glasses fog up. However, it was a great relief from the outdoor temps which were similar to what many states have been experiencing this summer, including my own. How fortunate to have such a fine facility in which to hold the World Tournament. I just didn't get to see everyone that I know because the place was so large. I was surprised that a building that nice did not have elevators for disabled persons to get up to the spectator area, but those of us who have trouble with stairs were nicely accommodated by being able to sit in chairs placed along the wall on the floor level. I could pick out which bank of courts I wanted to watch and enjoy the competition. I also got a real close-up look at the new electronic scorekeeping system. It is so easy to use that some scorekeepers were heard to remark they almost felt they weren't earning their pay. Even though there were no paper score sheets being used, players could get a printout of each game sheet from the stat room if they so desired. I was pleased to be able to witness first hand this advance into the age of technology. I came into the sport when master summary charts made out of poster board were being used to keep stats at the World Tournament. All scoresheets were checked by hand and then recorded on the chart. It's been interesting to watch the various changes that have been made during the decades that have followed.

My primary purpose in making the trip was related to my duties as the Hall of Fame Committee Chairperson. I was able to have a small part in the induction ceremony for our newest Hall of Fame members, Amy Francis and Joe Faron. I told a short story about Amy when she was a young girl and our family was camping where the Brown family was camping. Our oldest son is her age and they must have been about six or seven years old. Keith and Amy were getting acquainted and asking each other questions like, "Does your dad pitch horseshoes? Does your mom pitch horseshoes? Do you pitch horseshoes?" Amy had responded that she was going to pitch horseshoes when she got old enough. She didn't know if she would ever be a world champion, so she thought she would just marry

one. I didn't know this until a few years ago when Keith asked me whatever became of Amy Brown and I told him she had married Alan Francis. He started laughing and then told me the story. I also told how several years ago there had been a vacancy on the board of directors for the NHPF and I was asked if I thought Joe Faron would be a good candidate. Joe also asked me if I thought he should take the position. I told everyone that I thought Joe would be an asset to the NHPF board. Little did I know at the time just how much of an asset he would become to the NHPF and the NHPA and he hasn't slowed down.

On Tuesday of the second week I held a meeting of Hall of Fame Committee members. It is always good for several of us to be able to get together and discuss various topics in person and not have to resort to e-mail or letters. There were nine of us present. I think one member must have forgotten about the meeting. We had some good discussion and I thank the committee members for taking time to participate in this meeting.

One day I took time to sit outdoors in the heat and watch some Jukskei matches. Gary Roberts was kind enough to explain a few things about the scoring. I now know a little more than I did about the sport, but not a whole lot. I had to go inside where it was cooler before the real experts took over.

I was also able to serve as a delegate to the NHPA Convention and later was able to attend and take part in the church service conducted by the NHPA Chaplain, Ken Heinritz. We threw together a mixed quartet at the last minute consisting of three Hall of Famers and one other person. That was fun. We got to practice out in the hall about ten minutes before church started. If we had more time to practice and sing together, we might be really good. Smile! It is so gratifying to see how many of our horseshoe pitching family are people of faith. I always look forward to the NHPA church service each year and the chance to worship with our horseshoe family. I thank the NHPA for giving us the opportunity to do that.

I am now safely back home and knee deep in charter work, as entries for two major tournaments were coming in while I was away. I did take time to keep up on the various world championship divisions via the internet and want to congratulate all of the World Champions. There are a few new ones this year. Enjoy your year of being the title holder, because next year there will be lots of pitchers in Knoxville trying to dethrone you. Perhaps I will even be able to be there to watch.




# NATIONAL HORSESHOE PITCHERS HALL OF FAME & MUSEUM

by Jeanette Claas

## 2011 Junior Boy World Champion Joey Mueller Pays Visit

Driving 100 miles off their route home to Minnesota, Joe and Joey Mueller would visit the NHPA Hall of Fame for their first time. It would be the climax to a most successful tournament for each of them. Joe Mueller would take fourth place in the Men's Class D2 Division. For Joey, it would be his sixth World



*Joe and Joey Mueller of Minnesota  
Checking Out the Brick Plaza*

Tournament and this time he grabbed the big prize winning the title of the 2011 Junior Boys World Champion. The Muellers were greeted by QRHC member Mike Dentsbier who was the host at the time of their arrival. Mike walked them through the Hall of Fame and showed them to the courts. The Muellers tossed a few shoes on the Kentucky blue clay. Joey, age 18, will be moving into the Men's Division next year. He pitched a few shoes from both 30 and 40 feet. They visited the impressive Brick Memorial Walkway where they saw many bricks from their fellow Minnesotans and hope to purchase one in Joey's honor soon. "The Hall of Fame was very professionally built," says Joe Mueller, "What a fantastic place it is!"

Joey is a member of the Fridley Horseshoe Club in Fridley Minnesota and has been pitching since the age of 12 when he attended his first World Tournament in Bakersfield, California. During two of these World Tournaments Joey qualified in the C Class for the Championship Class. He has managed to pitch in the Championship Division three years, placing in the top six before 2011. While participating in the 2011 World Tournament Joey was wired by his iPod to the tunes of Lady Gaga and other music to help relax the tension of the tournament. Joey says each opponent was tough as he went on to claim the title with seven wins and one loss. His high game of the tournament was 75% and an overall average of 67%.

Joey resides with his family in Ham Lake, Minnesota. Joey graduated from Blaine High School this spring and will be attending the University of Minnesota in the fall. His studies will include graphic design and advertisement. Joey's Championship Title won him a \$600 NHPA scholarship. Throughout the years he has earned approximately \$1,800 from the NHPA to put towards his college education. Best wishes are sent to Joey as he enters his college years and we hope he will find time to continue with his horseshoe pitching.



*Joe and Joey Mueller with Joey's  
World Tournament Trophies*

On their way home to Colorado, Mel Yockstick and his wife, Bonnie, made a stop at the Hall of Fame building. Mel visited the Hall of Fame several years ago and enjoyed once again walking through the building and viewing new projects that had taken place since his last visit. He especially enjoyed the wall mural in the south courts and a walk through the Commemorative Brick Plaza. Mel gave out a new 90% patch that he designed for all pitchers who pitched a 90% plus game during the championship class play at all World Tournaments during the Banquet and Awards program in Louisiana. Alan Francis topped the list pitching 89 of these 90% games during his career, not counting the 2011 World Tournament. Mel, NHPA World Records Statistician, left a patch at the facility to be put on display among the other patches. Mel is doing a great job in his new role and we much appreciated his stop at the facility.

During the heat wave in the Midwestern states, Jason and Ellie McDonald of Elkin, Arkansas stopped in to see not only the facility but a picture of her famous horseshoe Mom! They were on their way to their lake house in Branson, Missouri and decided to drive the extra 'few' miles. Ellie is the daughter of 1992 NHPA Hall of Fame inductee, Opal Reno. Opal was the 1978 and 1980 Women's World Champion going undefeated each time. She has 21 Arkansas State Women's Championship Titles under her belt and qualified for the Championship Class 19 times. Ellie is quite proud of her mother and why wouldn't she be! After visiting the impressive brick walkway, Ellie left with a brick brochure in her hand.



*Mel and Bonnie Yockstick from  
Colorado; Mel Displays the New  
90% Game Patch*

We received a very nice letter from NHPA Hall of Fame Inductee Jerry Schneider of California stating how much he enjoyed his visit last summer. Jerry and Ron Simmons are purchasing another brick and requesting a picture of it. He also requested a picture of a brick he found in the Missouri state area – a brick with the name of Fox Schneider on it which happens to be his great grandson's name.

It is with great pleasure that the QRHC accommodates all possible requests made by our visitors and appreciates each and every visitor that walks through the door. We know what it means to you. Keep on supporting the NHPF with your donations and brick orders which can be sent to the NHPF, P.O. Box 1628, Penn Valley, CA 95946. It is the only way to preserve the history, showcase the present and build the future of horseshoe pitching – the game we all love and enjoy.

# SANCTIONED CLUB/LEAGUE REPORT *by Lorraine Sternberg*

Once again the World Tournament has come and gone. This was my last World Tournament as a NHPA Vice President. I want to congratulate David Sidles for winning the election for the 3<sup>rd</sup> VP position. For all of the league directors, you will continue to send me your reports until the end of December. Within the next couple of months, I will be sending all of you a letter informing everyone of the new procedures. I ask that everyone be patient and give David time to get use to his position. You can expect some changes; but changes are a good thing.

The question that I was asked the most during the two weeks was, "So what are you going to do with all of your time, now that you are retiring from your NHPA job?" It is true; I will have much more free time on my hands than I am use too. I will be able to spend more time with my grandchildren, which I am looking forward to. I will also be able to spend more time in my sewing room than I have been able to for some time. And of course, I now will have no excuse for not having enough time to get out and practice on my horseshoe game. Maybe I will see you all back on the courts.

I would like to thank all of the club league directors that I have been able to work with throughout the years. In the past twelve years I have made so many

friends, it is more than I ever expected. I truly appreciate all of your hard work that you all have done to make your club a success.

It was a great World Tournament. The Monroe people made us feel right at home with their Southern hospitality. And it may have been hot on the outside, but inside the Convention Center it was perfect conditions for the pitchers. It was a very smooth running tournament with our new electronic scorekeeping. Everything was right on schedule and at times we even started shifts early.

Most of the summer leagues are coming to an end. Not sure where the summer went, but before you know it, fall will be upon us. Please get your final stats reports in as soon as possible, along with your patch order.

I want to congratulate all of the World Tournament winners and all of those that received an award at the banquet. The banquet is a time to honor all of those that have given much to this sport. Without all of these people doing what they have done, the sport of horseshoes would not be what it is today.

Looking forward to seeing all of my horseshoe friends at Knoxville Tennessee next year!

# SENIOR WOMEN'S CHAMPIONSHIP *by Phyllis Quist*



Congratulations to a great group of senior ladies. It was such a privilege to just watch these World Class pitchers.

At the end of day one, Sheila Shepard was undefeated followed by Gert Wileziek with four wins, Rivers Prewette with three wins, Jane Jordan two wins, Marlene Cooper one win and Roena Branson with no wins. This lineup did not change on day two of competition. However, some nail biting games occurred.

Both Jane Jordan and Marlene Cooper came out with wins against Sheila, but Sheila's 8 – 2 record was the winning number combination.

The longest game was 84 shoes between Sheila and Gert. The highest percentage game was pitched by Gert with 28 out of 30 for a 93.33%. Sheila's high game was 85.14%, Rivers was 84%, Jane 68.52%, Marlene 71.05% and Roena 65.91%.

Our hats are off to you, Sheila Shepard – a true World Champion.

# AMY FRANCIS HALL OF FAME INTRODUCTION

by Alan Francis



It's an honor for me to introduce one of our newest members of the NHPA Hall of Fame....my wife, Amy Francis.

Amy was born into a horseshoe pitching family; Dad (Fred), Mom (Helen) and brothers Marv and Dan. Together they would travel to many world tournaments... her first being the 1971 World in Middlesex, New Jersey...when she was only 3 years old.

Eventually, she competed in her very first tournament at the age of ten; the 1977 Ringer Classic in Greenville, OH. She continued to improve and won her first and only junior girls state title in 1984. The following year she made the jump into the Women's division and in 1992 at Columbus, Ohio, she qualified, for the first time, into the Championship class at the World Tournament finishing 14<sup>th</sup> with four wins and 11 losses, averaging 72.3%. Later that same year, she captured her first of eleven Ohio state championships. Her most notable state tournament title was in 2003 when she broke a state record by averaging a whopping 86.9%.

Although Amy is still chasing a world title, she has racked up several impressive world tournament finishes; in fact, some of her very best performances have come at the world tournament.

Her breakout year was 1995, where in Perry, Georgia she finished with a record of 12-3 averaging 81.8%...good enough for a third place finish. She would follow that up with a fourth place finish in 1996 averaging 81.3%. Third place finishes would come again 1998 and 1999. Three of the next four years Amy garnered second place finishes....2000 (Bismarck, ND), 2001(Hibbing, MN) and 2003 (Eau Claire, WI). Sandwiched in between was another fourth place finish at the 2002 tournament in Red Deer, Alberta.

## THANK YOU

by Dave Sidles

Thank you!

I would like to personally thank all those delegates and members that supported me in my campaign for NHPA 3<sup>rd</sup> Vice President. I would also like to thank the other two candidates for being part of this race. I am very excited to have been selected for this position.

In 2002, during the 15 qualifying games of the Women's A division, she finished with a perfect 15-0 record averaging a record setting 86.5 ringer percentage.

2003 has proven to be her best overall world tournament performance...runner up finish saw her finish with 21 wins and only two losses...the last one being the final game of the tournament to the eventual world champion, Sylvianne Moisan...only five ringers separated her from a world title.

I think it's worth highlighting a few notable performances...here are a few from past World Tournaments against former or current World Champions... 1996 - 100/116 (86.2%) L...2002 - 105/118 (89.0%) W...2003 - 103/120 (85.8%) W...2003 - 87/98 (88.8%) W

Other notable performances outside the world tournament: 121/140 (86.4%) in a losing effort.... winning efforts of 114/124 (91.9%) and 71/76 (93.4%)...that game being a 41-9 victory over the current Men's' world champion.

In summary, Amy has...

16 World championship class appearances... eleven top-ten finishes....fourth twice.....third three times.... runner up to the world champion three times.

Eight times in championship play she has averaged over 75% ringers...three of those over 81%.


Fourth on the all-time world tournament wins list.... trailing only Sylvianne (four-time WC), Sue (seven-time WC) and the legendary Vicki Winston (ten-time WC).

I believe you will agree the Hall of Fame selection committee has chosen to elect a very deserving individual...congratulations Amy Francis...thank you.

I look forward to working with many of you during my term and hope to see many of you in Wentzville this fall and also in Knoxville, Tennessee at the next World Tournament. Thanks again.

Dave Sidles

# THE LEGENDARY DON TITCOMB *by Tina Hawkins*



Born on February 25, 1924 in San Jose, California to Henry Heath Titcomb and Geneva Marcellas Titcomb, Don has lived to become one of the most accomplished and influential men to ever grace the horseshoe courts.

Don started pitching horseshoes as a young boy, and first learned to play on dirt courts with a combination of mule shoes and horse shoes which he threw at pieces of pipe driven into the ground. It wasn't until he was in high school that Don became

“good enough” to be allowed on the clay courts in San Jose.

He pitched in his first California State Championships at the age of 16 in 1940, when he qualified in the top twelve in the state against ten men pitching 65% or better. Don was throwing against some of the game's greatest players, including Fernando Isais, an eight-time World Champion; Guy Zimmerman, many times California State Champion and World Champ (also the first pitcher to throw a perfect game in the World Tournament); and several other 70% pitchers from California, all of whom were state and world tournament veterans. It was one of the

toughest state championships in the United States. He pitched in his second state tournament in 1941 against many 70 and 80% players. It took Don ten years of this type of competition and practice to win his first state title in 1951.


Don drove 20 hours to Salt Lake City, Utah with Guy Zimmerman for his first World Tournament in 1947. He averaged 70%, but lost all seven games the first day finishing with a 17<sup>th</sup> place finish. During the next years, Don's World Tournament performances progressed, gradually increasing percentage until 1957, when he had a playoff for the title against the great Ted Allen. Don lost that game 50-49 and finished second.

Don finally won his Open Men's World Championship in Muncie, Indiana in 1960. Over the years, he has won World Championships in three different divisions. Open Men's, Senior Men's and Intermediate Men's. During his 37 World Tournament appearances, he pitched in the Men's Championship class 19 times, winning once, finishing second three times and third twice.

He had a 50-year pitching career in California with nine Open Men's State Championships. He then moved and went on to earn state titles in three other states, making him the only man to hold State Championships in four states, California, Kentucky, Florida and the Elders Championship in Idaho.

Don has beaten every World Champion he has pitched against, except one, Dan Kuchinski. The sixteen champions he beat were (and are) some of the best who ever lived – Frank Jackson, Ted Allen, Fernando Isais, Guy Zimmerman, Harold Reno, Paul Focht, John Monasmith, Elmer Hohl, Curt Day, Carl Steinfeldt, Walter Ray Williams, Jr., Mark Seibold, Dale Lipovsky, Jim Knisley, Alan Francis and Kevin Cone.

Don's pitching career has spanned an amazing 71 years! During this time, he has accrued 325 first place finishes, 127 seconds and 71 thirds. He has been, without a doubt, one of the most accomplished and enduring horseshoe pitchers in the history of the game.




He talks about his competitors with glowing terms of admiration, but will not name one as “the best who ever lived.” He does not believe you can compare pitchers who have never had the opportunity to pitch against each other. However, he believes Alan Francis

*Continued on page 13*

## Close Out Sale!

***“The Legendary Don Titcomb - His Life, His Game, His Way”***



**Prices reduced**

Hard Back from **\$22.00** to **\$17.00**

Soft cover **\$16.00** to **\$11.00**

**Don Titcomb**

**411 Cranmer • Meridian, ID 83642**

# THE LEGENDARY DON TITCOMB *Continued*

could be the greatest ambassador for the NHPA.

While Don has been on top of the game longer than most have played, his pitching credentials and accomplishments can only be matched by his passion and efforts to promote and advance the sport of horseshoe pitching. You just can't talk about promoting horseshoes without talking about Don Titcomb – likewise, you can't talk about Don Titcomb without talking about promoting horseshoes.

The initial concept of NHPA Regional Directors was born from Don's motion at the 1955 national convention to elect a committee of Regional Directors under the direction of the NHPA officers for the "interest and furtherance of horseshoes." His original intent was that these directors would promote and publicize the NHPA by gathering information on players and events and sending articles to papers and magazines in their areas. He was then named the very first Regional Director for California.

At the 1959 World Tournament, Don was appointed chairman of a promotion committee, the first in NHPA history, "to help the NHPA and all its affiliates in promoting the sport and finding a location for the World Tournament annually."

Don developed the Pitch N' Win program to bring the sport to as many people as he possibly could. His program is now used by clubs and charters all across the nation; he has performed countless demonstrations in the United States and Canada. He has been known to stay home from a World Tournament in order to bring a horseshoe pitching demonstration before the public, because, "this is more important."

He was the first horseshoe pitcher on the Tonight show and threw 19 ringers out of 20 shoes, pitched with the President at the White House, and pitched with first-time players at the county fair – all the while promoting the sport and the NHPA.

He has received just about every award a person can receive from the National Horseshoe Pitchers Association, including the NHPA Achievement Award, the Presidential Award and the Arch Stokes Award, and is also a member of the NHPA Hall of Fame.

Don speaks of his competitors as dear friends, stating that the best part of going to World Tournaments is "the gang." It is the people you get to meet and develop relationships with that


make it fun. There are hundreds of stories in his repertoire, most including the past and present greats of the sport. (Many of his recollections are compiled into his book, *The Legendary Don Titcomb, His Life His Game His Way*, written by Jerry D. Smith.)

Sixty-four years after his first World Tournament, Don believes it is time to retire from that part of his horseshoe pitching career. As can be attested by his long-time, close friend, Ottie Reno – he tends to get lost from time to time, and with his 87 years becoming a factor, it is getting more and more difficult to make the trip. World Tournaments have been such an important part of Don's life, he ranks having to give them up as equivalent to losing a child.


One who has not had the opportunity to meet and become friends with this great horseshoe pitcher, this great promoter, this great MAN, has truly missed the opportunity of a lifetime. Don is the ultimate ambassador to the NHPA and the sport of horseshoe pitching, with an encouraging word and coaching wisdom for anyone and everyone who seeks it. He has contributed to the success of many, many great pitchers – many World Champions - and still has the time and desire to help the little boy in the park who has never held a horseshoe before in his life.

That is who Don Titcomb is. It is who he always has been. It is who he will be all the days of his life.

Don Titcomb is GOLDEN. I am blessed to know him and proud to call him "friend."




**MR. D HORSESHOES**




"THE SHOE THAT FITS"

DESIGNED AND BALANCED FOR THE FLIP




**www.mrdshoes.com**  
– Order Direct From –  
MR. D. HORSESHOES, 77 CLOVERDALE ROAD ANIMAS, NM 88020  
johnny@mrdshoes.com  
JOHNNY DAVENPORT  
806/495-1686



THE TOE OF THE MR. D SHOE IS SMOOTH WITH A GOOD SLANT ON THE TOP SIDE FOR AN EASY GRIP AND A SOFT TOUCH DELIVERY

– NEW SHOE –  
**MR. D. CLASSIC**  
Call or Go Online  
for Prices and  
Shipping Cost  
NO SHOES SENT  
ON CONSIGNMENT




– L-M-H WEIGHTS –  
WITH OR WITHOUT RINGER BREAKER  
NHPA APPROVED

**CAST FROM ALLOY STEEL**  
GUARANTEED ONE YEAR AGAINST BREAKAGE  
(FROM ORIGINAL DATE OF PURCHASE)  
Guarantee valid in continental U.S. only

# "WORLD TOURNAMENT EXPERIENCE" RAFFLE *by Tina Hawkins*

The first annual (actually first EVER) NHPA "World Tournament Experience" raffle turned out to be a RINGING success! Tickets were offered all across the country prior to the 2011 World Tournament, as well as on site in Monroe.



Boyd Hageman from Nebraska is the grand prize winner of a 2012 World Tournament package valued at over \$1,000. He was quite excited and somewhat overwhelmed at learning he was the

big winner! His first reaction was absolute excitement, joy and surprise – all at the same time.

Boyd stated that he will "always and forever be supportive of the NHPA," so giving money for the raffle was a no brainer and of course he will go to Knoxville and participate in the 2012 World Tournament.

When asked if he would purchase tickets again, the answer was "Yes, without a doubt!" Boyd referred to the raffle as a simple, easy way for the members to help the association grow and he hopes and prays that they will continue to do so. \*

Mr. Hageman will be receiving a week's stay at a hotel in Knoxville, Tennessee during the 2012 event; free entry into the 2012 World Tournament; \$100 Game Related Sales gift certificate; customized 2012 World Tournament shirt; World Tournament souvenir photo package from Bowdell photography; two tickets to the NHPA Hall of Fame banquet; and a package valued over \$100 from 2012 host city, Knoxville, Tennessee, containing a \$15 Regal Movie Theatre gift card, two Women's Basketball Hall of Fame admission passes, two NavCal Sightseeing River Cruise passes, two admission passes to James White's Fort, and a \$40 gift card from Copper Cellar restaurant group, which can be used at Calhoun's, Copper Cellar, Smoky Mountain Brewery, Cherokee Grill, Chesapeake's or Cappuccino's.

The NHPA encourages patronage of these (and ALL) Knoxville businesses. When you are in town for the 2012 World Tournament, be sure to thank them for their support of our association.

Winners of the four runner-up prizes of \$125 World Tournament entry fee for 2012 are Clearance Dixson, PA; Calvin Collier, AL; Ron Murphy, TX (who won his ticket at the World Warm-up Tournament); and Harlan Rippetoe from California, who was actually present to experience the excitement of hearing his name called!

The original idea for the "World Tournament Experience" was spawned by Natstats Director, Rob Hagman, while brainstorming ways to fund upgrades to the NHPA's new electronic score keeping system. His thought was to offer a prize package of minimal investment and maximum return. The package that was ultimately assembled did just that, thanks in part to the contributions from the 2012 host city, Knoxville, Tennessee.

NHPA 4<sup>th</sup> Vice President, Jerry LaBrosse, agreed to chair the committee for this special project and assembled a team of five people to help. The raffle committee was made up of Jerry, Rob, Dick Hansen, Debby Michaud and Tina Hawkins. Everyone had a job to do. From researching Louisiana state raffle laws, to designing the tickets, acquiring prizes, assembling a sales force, communicating the project to the charters, distributing tickets, collecting money, tracking and filling email and telephone orders, and many, many more "behind the scenes" tasks.

Tickets were sold in advance across the country by a crew of 22 people. In addition to the committee members, sales were acquired by Donna Bastel, MO; Rivers Prewette, NC; Ron Weiss, PA; Rick Wright, MN; Dave Shreve, IL; Joe Martin, ND; Melvin Jeardoe, KS; LeRoy Law, IA; Dianna Ratliff, MD; Charles Knotts, NM; Donna Dodson, WV; Dale Estep, PA; Brian Poole, ID; Dale LaValley, NH; Sharon Taylor, MO; Jeanette Class, HOF; Gary Roberts, OH; Ronnie Miller, GA. Tickets were also sold by Dave and Cathy Loucks at the NHPF booth during the 2011 World Tournament in Monroe.

Prior to the campaign, the committee deemed that \$5,000 in ticket sales would be the benchmark of "success" and would leave a profit of approximately \$4,000 to be shared between the NHPF and the electronic scoring project. By that standard, this first-time effort was much more successful than anticipated, as the total ticket sales were close to the \$7,000 mark! After expenses (printing, prizes, etc...) nearly \$3,000 will go to the NHPF and the same amount will be

*Continued  
on page 15*

## **"WORLD TOURNAMENT EXPERIENCE" RAFFLE** *Continued*

used for further expansion of the World Tournament electronic score keeping system.

Given the popularity and success of this first campaign, the NHPA will try to offer a similar prize package for the 2013 World Tournament in St. George Utah, and hopefully turn the "World Tournament Experience" raffle into an annual offering. With continued success, the prize package may grow from year to year, making it even more desirable and allowing further improvements to World Tournament equipment.

The NHPA extends much thanks to all who showed their support either through their hours of work to assemble the project, efforts to sell tickets for months prior to going to Monroe and while onsite and by buying tickets for the raffle. Special thanks go out to Minnesota's talented Sara Otto who designed the raffle poster that was distributed across the country.

## **JOE FARON, MISSOURI INDUCTED INTO THE NHPA HALL OF FAME** *by Jeanette Claas*



It's kind of hard to sum up into words all that this man has accomplished in the sport of horseshoes over four decades, but I will try to highlight the brighter spots of his career. I won't mention like the time we were going to give away a turkey at the Turkey Trot Tournament and instead he brought in a live turkey, or the night he emceed our gala Awards Night decked out in a gold lame jacket singing

the song, "Hollywood, Hollywood, her sister wouldn't do it but Holly would!" Nor will I mention the lucky recipients of his famous 'Dickie Do Award', and the many fun filled bus trips he planned to Joelton Tennessee. We have many good memories of good times all tucked away in our memory banks.

It is my pleasure to introduce you to a man named Joe. I'm sure you will agree Joe Faron is no 'Average Joe.' He became Joseph John Faron Jr. upon his birth on January 13, 1935. After his marriage, Joseph John Faron III would come along and today Joe is the proud grandfather of nine year old Joseph John Faron IV. His grandson has much to learn from his namesake.

The future of the NHPA's World Horseshoe Pitching Championships will be greatly enhanced through improvements to the electronic score keeping system. Modernizing the appearance of our competition will contribute toward its appeal to pitchers and spectators of all ages, as well as to the news and sports media.

Be watching for information on the 2013 World Tournament Experience raffle – Coming your way soon!

\*Boyd's above comments were made on Monday, August 1<sup>st</sup>, after first receiving word of his win. Unfortunately, the morning of August 2<sup>nd</sup>, he suffered a massive stroke affecting his entire right side and speech. A Caring Bridge patient page, which you can visit for information has been created for him at [CaringBridge.org/visit/boydhageman](http://CaringBridge.org/visit/boydhageman).

Joe grew up in a large family on a nine acre farm in St. Louis County where they learned to pitch in and help at an early age. Joe loved to ride horses and soon could be found at horseshows, jumping fences and barrel racing. Joe also rode horses as he took his bird dogs on field trial runs, collecting many trophies in both categories. This hobby kept him busy for more than 25 years.

Joe attended St. Louis University for three years, and then had to drop out due to the declining health of his father. He and his brother took over the family owned gas station in 1966. He worked there until 1989 when he sold out his partnership to his brother. However, Joe never ran out of gas!

In 1957, 'G.I. Joe' was drafted into the US Army, and served in the Army Reserves for the next six years.

While "Joe Cool" was attending college in 1955, he met his lifelong partner, Alice. They wed in 1959 and became the parents of three children, Mary, Joe and Gregg. They have been blessed with eight grandchildren and three great-grandchildren.

Joe moved his family, dogs and horses from St. Louis County to New Melle in 1974. Joe immediately joined a traveling horseshoe league called the St. Charles Warren County Horseshoe League. From that point on the dogs and horses

*Continued  
on page 16*

# JOE FARON, MISSOURI INDUCTED INTO THE NHPA HALL OF FAME *Continued*

were put on the back burner as Joe's love and enthusiasm for horseshoes was uppermost on his mind.

In 1978 the New Melle Community Club began a Festival Horseshoe Tournament made up principally of local talent, with only four outdoor courts set under a rented tent. All went well until the fourth year when a severe thunderstorm blew down the main support pole and injured a man. The suit that followed nearly ended horseshoes in New Melle, but Joe prevailed. Working closely with the NMCC, Joe was successful in getting a pavilion erected over the courts.

In 1989 Joe attended the Missouri State Horseshoe Tournament in Independence. After seeing Alan Francis, age 19, Joe wanted to showcase him in New Melle so that other pitchers from eastern Missouri could see the possibilities of horseshoe pitching. Joe submitted a bid for the Missouri State Tournament and it was accepted allowing the state tournament to be held on the eastern side of Missouri for the first time. In 1990 the largest Missouri State Tournament ever held had 400 entries. To accommodate all the classes, pitching began at 8:00 a.m. with the last classes starting at 8:00 p.m. and sometimes continuing into the wee hours of the morning. More state tournaments would follow at NMHC; 1991, 1992, 1994, 1996 and 2000.

In 1990 Joe formed the NMHC with only 32 members. The club was sanctioned in 1992. Faron thought the best way to increase membership was to open the club up to women, but when he suggested the idea, a few men quit. They didn't want to pitch with the women; they only wanted to play with them. After the first initial revolt, the men warmed up to the idea pretty quickly when they saw what the women had to offer. They were good workers, became good horseshoe pitchers and helped the club grow tremendously. In fact the club swelled to 250 members, which was more than the population of the town of New Melle. NMHC was known as the largest horseshoe club in the world.

The Men's Wednesday Night League and a mixed Jack & Jill League were formed and still in existence to the present day. Joe became Tournament Director to many big tournaments started in New Melle. The really big one, the Six Pac Invitational just ended after 18 years of tournaments under Joe's direction. He was also TD for the Nashville Music City Tournament in Joelton for nine years, the Greater STL Horseshoe Club Tournament in STL for ten years, the Top Gun Illinois and Missouri tournament for 12 years, and the TD for the NM Festival Tournament for 25 years.

Joe became interested and involved in horseshoes at the state level. He served as MOHPA Vice President for six years, and then was elected as MOHPA President in 1996-2004 for eight years. Under his leadership he brought about an increase in horseshoe pitchers from 300 - 1,000 pitchers, enabling the state of Missouri to receive the Robert Pence Award for ten

years as the state with the most registered pitchers. In 1999 Joe was elected into the Missouri State Hall of Fame for his achievements. His experience of leadership in Missouri soon found him at a level higher in the National spotlight serving from 2000-2005 as Director on the Board for the NHPF. He served as Vice President of the NHPF from 2006-2011.

In 2000 Joe was inducted into the St. Charles County Amateur Sports Hall of Fame for his achievements and promotion of horseshoes in St. Charles County. He also served on the Board of Directors for the St. Charles County Amateur Sports Hall of Fame for 11 years. In 2005 he was inducted into the St. Louis County Amateur Sports Hall of Fame. Joe has received many awards over the years. In 2004 Joe received the MOHPA Presidential Award and in 2006 he received the prestigious NHPA Arch Stokes Award.

From 2004-2007 Joe spent these years working and planning for the new establishment of the NHPA Hall of Fame and Museum facility. Joe found the perfect site, centrally located in the US for horseshoe pitchers across America to visit. When it was decided that the Hall of Fame would be coming to Wentzville, Joe was a man on a mission, never stopping to pursue this ongoing project. His days were filled with meetings of discussions and proposals. Faron forged a deal with St. Charles County officials and the Association. During construction Joe was on site daily working with the project manager in the planning and building stages of the new horseshoe courts. Fighting some health issues, Joe was determined to get through it all. Like a proud Papa he was, on Dedication Day, May 4, 2007.

Joe's horseshoe pitching career found himself to be about a 45% pitcher, but as he took on more and more responsibilities he began sacrificing his own pitching abilities. Although Joe is no longer on the courts pitching, you will find him at the courts daily working and overseeing many other projects such as the display model on exhibit at the World Tournament. His wood crafting skills can be seen throughout the building. Joe will be the first to tell you that in all the achievements that he has accomplished, none would have been possible without the support of the NMHC members. When the club changed its name to the Quail Ridge Horseshoe Club, all traditions that Joe began in New Melle carried on to the new facility. Never has Missouri horseshoe pitching had such a powerful leader bringing about excitement, enthusiasm, energy and high expectations to our state.

I'm sure you will agree this man is no 'Ordinary Joe'; but 'Joe Extraordinaire!' Joe's impressive leadership, influence, contribution, dedication, and love for the sport of horseshoes throughout the past four decades have earned himself a place in many local and state hall of fame shrines. Joe, the man who pitched the idea to put a National Hall of Fame in Wentzville for horseshoe players across the country, will now have a well-deserved spot on the wall himself. Mission Accomplished!



# CHARTER COMMUNICATIONS by Jerry LaBrosse

## Thank You Sponsors!!!

The NHPA wants to take this opportunity to officially thank and recognize the fine folks who have become sponsors of our new courts and our new electronic scoring equipment.

The Iowa HPA, the Illinois HPA, Bill Weaver, Patrick Murtha and St. Pierre Sports have all sponsored the new electronic scoring equipment.

We also had a couple of new sponsors step forward for our new portable courts and walkways. The Texas HPA and the Tennessee HPA have generously sponsored this effort. Again, thank you for your generous support.

## World Tournament Recap

What a great tournament we had in Monroe. I first would like to say that the southern food was outstanding. We sampled just about every southern dish we could find. And although the alligator did not taste like chicken to me, it was still a wonderful meal. We also found great southern hospitality everywhere we went.

The facility was perfect for this type of event, and the staff (fearlessly led by Charles Thomas) did an outstanding job of catering to our members. The setup and take down went very smoothly thanks to the efforts of the Monroe CVB led by Alana Cooper and Scott Bruscato. I want to thank all of these folks for their cooperation, hospitality and new friendships.

Congratulations to all of our class champions and world champions. The juniors put on a fantastic performance this year, with playoffs in two divisions. The Cadets were awesome, and the junior boys finale' was outstanding. Congrats to Joey Mueller for finally capturing the title he's been chasing for all these years.

The South African delegation was fantastic. They have opened up a relationship with the NHPA that will last forever. Gary Roberts did a great job in setting up and running a Jukskie tournament outside the arena. It was hot and sticky that day, but we all had a great time. Let me tell you...these guys are good at their game! We took their group out golfing and had a blast. Their visit truly enhanced the whole world tournament experience.

Congratulations to all the award winners at the Hall of Fame banquet. You are all truly deserving of the awards you received. Paul Stewart conducted an


auction to benefit the NHPF. I can't explain how much fun that was, but if you know Paul you can imagine him as an auctioneer...it was hilarious.

The convention went very well. Congratulations to St. George, Utah for winning the 2013 world tournament bid. I will predict right now that 2013 will be a very large World Tournament. Their facility and attractions are fantastic...and it's a golfer's paradise. J

We are very happy to report that the electronic scoring project was a huge success. I heard almost all positive feedback about it throughout the tournament. We did identify some adjustments for future tournaments. Some of these adjustments will take additional funding. With the World Tournament Experience raffle being a success, the sponsorships we received, and the savings we realized in running the tournament with the new system, I am confident that we can expand this new system each year and improve upon it. I want to congratulate Kurt Whaley, Rob and Ann Hagman, Pat and Kevin Snelgrove, and the entire HSMaster development council for their hard work in making HSMaster and HSScorekeeper such a huge success. Kurt began building this software many years ago with the dream that someday it would revolutionize our world tournament. Well, my hat's off to you Kurt, your dream has finally become reality. I think I speak for all of us when I say Thank You for all of your hard work developing this wonderful tool.

To summarize, this year's world tournament was another great event. The new scoring system was a huge success, and it actually cut down the length of the shifts by an average of almost 20 minutes. Next year's tournament in Knoxville will prove to be another great experience in the horseshoe world, and I surely hope that all of you can find your way clear to attend.

"Clydesdale D. F."  
"Clydesdale"  
"N. T."  
"Regular"  
"E-Z Grip"  
"Hi Temp Stay On"



Call Hi Temp Refractories 866-480-2220  
(We accept all credit cards)  
Order direct at [www.deadeyeshoes.net](http://www.deadeyeshoes.net)

# REGIONAL DIRECTORS REPORT *by Debby Michaud*

Well, the 2011 World Horseshoe Pitching Championships in Monroe, Louisiana is in the books – it was a tournament of “firsts”. It was the first World Horseshoe Tournament to go almost completely paperless, with electronic scoring on all regular courts. It may have been the smoothest World Tournament ever. Not having scoresheets, pencils and clipboards to deal with made for on-time pitching and smooth sailing. Not having to input the stats from each and every game is a tremendous time and man-power saver. The few computer glitches were easy fixes and were often anticipated by the computer experts. Thanks and huge Kudos go to Kurt Whaley for his HS Master Scorekeeping program and his expertise as well as to Rob and Ann Hagman for the almost 24/7 overseeing of the computers, monitors and program. Ann oversaw the very successful “Scorekeeper training booth” as well and the many folks who kept score are testament to how easy it was to do. Thank-you’s also go to Jerry Smith in the Stats office who had round robin cards and printouts ready whenever needed and to Steve Summerlin, the webmaster, for updating the NHPA website with results and photos almost as soon as they were done pitching. I would like to send out a personal thanks to Paula Summerlin for all the little things she does to help out, often before being asked, and to the other NHPA officers and spouses who help the World Tournament run like a well-oiled machine. As for the facility, the air conditioning system was superb (almost too cool if you weren’t pitching!) and the Monroe Civic Center people, Scott, Alana, Charles and Cathy were involved in every step of the process, often checking in to see that all was going smoothly. It was impressive, to say the least. In the last few years, the World Tournament has definitely come into the 21<sup>st</sup> century.

Another first was to have contestants from the Republic of South Africa compete in the World Horseshoe Tournament. Thomas Venter, Nic Van Stryp, Helgard Hansen and Francois Van Zyl were the four gentlemen who were able to make the 9,000 mile journey to Monroe to compete in horseshoes. While here, they spread good will and smiles, worked very hard (and successfully) to pitch more ringers and to educate us on their sport of Jukskei (or Yukskey, which Thomas says is the American spelling). They hope to bring OUR game of horseshoes back to South Africa and start a Horseshoe Association there. With their spirit and drive, I am sure they will be successful. We also had the first ever U.S. National Jukskei Tournament in Monroe, won by Gary Roberts’ team from Ohio. The runner-up team was from Virginia and the other teams were from Massachusetts/California/Ohio and from Minnesota.

A very exciting development was the first ever, and very successful, World Tournament Experience Raffle. The Lucky Grand Prize winner was Boyd Hageman from Nebraska, who will now be able to enjoy attending the 2012 World Horseshoe Tournament in Knoxville, Tennessee. More on that in another article of this Newline.

I cannot forget to thank all of the Regional Directors and their representatives for coming out to help on the ‘Shoe Checks. We had more than enough people to help on all but one shift – even that shift was covered adequately. We tweaked the routine a bit more and the check-in process is running smoother than ever. We also had a Regional Director’s meeting during the World Tournament. As you might expect, court sanctioning and regulations were high on the list of things to be discussed. I will be sending out the “minutes” of that meeting to all of you.

As for the ‘Shoe Check, it held true to form. The Ted Allens are still the most popular shoe used, with the Snyders, Dead-Eyes and Francis shoes coming in high on the list. There was NOT one horseshoe that was confiscated for being so out of spec that it couldn’t be fixed. That MAY be another “first”. And there were fewer shoes that had to be ground for anything serious. Most of the grinding is on the “mushrooming” at the tips from all the hitting on the stake. It seems that we are doing much better overall for shoes within specifications – that is good news.

More changes in the RD “family”. Chad Hyatt, our Nevada RD, has moved to the Baltimore area and has resigned his post in Nevada. I have always loved to talk to Chad and to listen to his ideas and opinions – he is a good worker and pitcher as well. He will be a bonus for Maryland! Good luck to you and thank you for all the work and time you have put into horseshoes, Chad. In his place will be Mr. Tom McQueen who is currently the NV State Secretary. We look forward to working with Tom and to possibly meeting him.

In North Dakota, the RD duties will now be taken on by Jeanine Rodvold. Until now, the huge areas of North Dakota and South Dakota have both been handled by Clint Bryson. Clint will continue in South Dakota while Jeanine will pick up the reins in North Dakota which will be a big help. In Kentucky, they have chosen a new RD, but I do not have that information yet. We wish the outgoing RDs some more free time and are glad to get these new folks involved in what we do – thank you!

# NHPA RULES AND BYLAWS by Dan Sanders

## Proposed Bylaws Voting Results

As you may know, our NHPA proposed Bylaws are now voted on every three years instead of every other year. This is also true for any NHPA proposed Rules changes, which will be voted on next year at the Knoxville convention. As there were only four proposed Bylaws changes for this year, the discussion and voting did not require much time during our Monroe Convention. Two of these proposals involved some minor changes of wording, and the other two were additions to existing Sections. Details of these change proposals can be found in the last issue of Newsline Magazine, but the new information is that all four of these proposed changes were unanimously accepted by the voting delegates. I'd like to thank our Executive Council and the voting delegates for their input and support of these important Bylaws changes.

## Proposed Rules Changes for Next Year's Voting

During the course of this year's World Tournament, I was able to talk with many of our attending members about possible Rules changes, and I really appreciate all of the input that I received. Although many topics were discussed, the majority had to do with proposed age changes or changes of pitching distances, for several of our pitching Divisions. I have already received written Rules Change Proposals for several of the

items we discussed, but it is important for everyone to realize that discussion alone will not bring about any changes. These proposed changes must be submitted, in writing, by the end of this year, and in this suggested format:

1. Identify the location of the proposed change – RGS page number, section number, letter, etc. and copy, word-for-word, the current text information.
2. Write down the exact wording of your proposed change.
3. Give all the reasons why you think this change should be made.
4. Send your proposal to me by e-mail (preferred) or by US mail (please find my mailing address on page 3 in this Newsline issue) as soon as possible, so that our Rules Committee will have an adequate amount of time to consider all proposed changes by mid-January of next year.

If your proposal is accepted by the NHPA Rules Committee, it will then be reviewed by the NHPA Council at their winter meeting in January. All proposed Rules/RGS changes must be accepted by both of these groups before they can be placed on the ballot for delegate voting at next year's convention in Knoxville. Thanks in advance for all of your ideas and input, and for helping to improve our great sport!

## STATE OFFICERS MEETING

Jerry LaBrosse opened the meeting with a welcome to the 26 representatives from 13 states.

Jerry encouraged everyone to use the NHPA web site. It is easy to navigate. The web bumper stickers are available for everyone to use. We are also encouraging all charters to set up a web site and also individual club web sites. There are free sites to use. George Nick from Minnesota will help anyone set up a site. NHPA is on Facebook and has about 1,000 followers. There is a link on the NHPA web site.

Ann Hagman (Mrs. NatStats) spoke to the group. She said most all states are now reporting stats electronically. Every Wednesday the stats are updated. Ann & Rob have done an outstanding job.

Appreciation and thanks was given to Jerry LaBrosse for the Charter Communication which he has implemented. The officers feel that they are so much more in the loop and are in touch with all the latest information.

Some time was spent talking about H.S. Master and H.S. Scorekeeper Programs. Some thought the players names on the Scorekeeping monitors should all be in big letters, even if longer names would need to be shortened. Jerry reminded everyone that the information is for the pitchers and all responsibility for correctness is on their shoulders. The system is very cost effective and very time saving. The H.S.

Master Council consists of Paul Stewart, Rob Hagman and Kurt Whaley. The help desk is manned by Kevin Snelgrove.

Kurt Whaley has devoted hours and hours to develop this program and the officers want to say 'Fantastic program – well done Kurt – Thank You.'

Each candidate running for an NHPA office was given time to address the state officers. Donna Bastel from Missouri and Dave Sidles from Nebraska each spoke. Jim Kenny was not present.

The meeting was adjourned.

Submitted by Phyl Quist

# Hummer

NHPA approved professional pitching horseshoe

**Improve your percentage!**


- aggressive design
- perfect weight, size, hardness, & balance
- perfect for the turn or flip pitcher
- one year warranty

**Strohm's Stained Glass**  
1835 W. Calhoun Street  
Springfield MO 65802  
phone/fax 417 862-7654  
made in USA



1" hooks

# ELDER MEN'S 30' CHAMPIONSHIP CLASS 2011 WORLD TOURNAMENT



Pos	Pitcher	Qualifying			Points	Rngrs	Shoes	Ringer %
		Average	State	W-L				
1.	Russ Phillips	76.00	WA	13-2	625	850	1038	81.89
2.	Rich Pintor	75.17	CO	12-3	586	649	844	76.90
3.	Ed Arionus	74.67	TX	11-4	577	720	920	78.26
4.	Bobby Fields	77.67	TN	10-5	507	687	904	76.00
5.	Paul McGee	66.00	MD	9-6	548	638	870	73.33
6.	Paul McCreery	73.00	TX	9-6	520	674	932	72.32
7.	Herschel Walters	73.67	IN	9-6	503	611	848	72.05
8.	Charles Dougherty	68.83	OH	9-6	522	699	978	71.47
9.	Doug Farnsworth	66.01	TN	8-7	467	688	968	71.07
10.	Gregg Craven	75.77	MO	7-8	501	699	942	74.20
11.	Howard Barnett	64.83	WV	7-8	449	523	788	66.37
12.	Charles Gray	66.83	TN	4-11	458	538	812	66.26
13.	Robert Moulin	62.50	NC	4-11	435	507	808	62.75
14.	Ted Sprinkle	60.67	IN	4-11	386	506	826	61.26
15.	Bobby Vandivier	65.33	IL	3-12	404	519	836	62.08
16.	Dallas Ricker	61.41	AL	1-14	290	418	746	56.03

## 1. Russ Phillips 13-2

Opponent	Score	Rgrs	Shoes	%	
1.	Dallas Ricker	45/9	42	52	80.77
2.	Robert Moulin	42/25	43	52	82.69
3.	Howard Barnett	40/10	46	56	82.14
4.	Ted Sprinkle	41/27	58	74	78.38
5.	Paul McGee	38/45	53	70	75.71
6.	Doug Farnsworth	45/11	53	60	88.33
7.	Charles Gray	40/19	49	62	79.03
8.	Bobby Vandivier	40/27	42	58	72.41
9.	Paul McCreery	41/21	74	86	86.05
10.	Ed Arionus	44/36	87	102	85.29
11.	Herschel Walters	41/21	45	56	80.36
12.	Charles Dougherty	39/41	67	82	81.71
13.	Gregg Craven	40/38	69	86	80.23
14.	Rich Pintor	44/29	65	78	83.33
15.	Bobby Fields	45/11	57	64	89.06
		<b>625</b>	<b>850</b>	<b>1038</b>	<b>81.89</b>

## 2. Rich Pintor 12-3

Opponent	Score	Rgrs	Shoes	%	
1.	Howard Barnett	42/19	30	46	65.22
2.	Ted Sprinkle	40/7	27	40	67.50
3.	Dallas Ricker	44/4	28	32	87.50
4.	Robert Moulin	41/24	42	54	77.78
5.	Charles Gray	42/13	35	44	79.55
6.	Bobby Vandivier	40/3	21	24	87.50
7.	Paul McGee	42/30	51	66	77.27
8.	Doug Farnsworth	41/13	33	42	78.57
9.	Ed Arionus	42/38	76	96	79.17
10.	Paul McCreery	40/29	62	76	81.58
11.	Charles Dougherty	41/28	38	56	67.86
12.	Herschel Walters	37/40	41	60	68.33
13.	Bobby Fields	40/18	48	56	85.71
14.	Russ Phillips	29/44	60	78	76.92
15.	Gregg Craven	25/40	57	74	77.03
		<b>586</b>	<b>649</b>	<b>844</b>	<b>76.90</b>

## 3. Ed Arionus 11-4


Opponent	Score	Rgrs	Shoes	%	
1.	Bobby Vandivier	42/20	33	44	75.00
2.	Paul McGee	19/42	50	68	73.53
3.	Doug Farnsworth	41/12	50	60	83.33
4.	Charles Gray	42/31	35	48	72.92
5.	Ted Sprinkle	41/9	26	32	81.25
6.	Dallas Ricker	43/7	29	36	80.56
7.	Robert Moulin	40/0	20	24	83.33
8.	Howard Barnett	41/24	49	62	79.03
9.	Rich Pintor	38/42	75	96	78.13
10.	Russ Phillips	36/44	85	102	83.33
11.	Gregg Craven	41/39	72	94	76.60
12.	Bobby Fields	28/42	44	68	64.71
13.	Charles Dougherty	40/21	63	74	85.14
14.	Paul McCreery	43/23	49	62	79.03
15.	Herschel Walters	42/16	40	50	80.00
		<b>577</b>	<b>720</b>	<b>920</b>	<b>78.26</b>

## 4. Bobby Fields 10-5

Opponent	Score	Rgrs	Shoes	%	
1.	Ted Sprinkle	43/14	43	54	79.63
2.	Dallas Ricker	42/19	32	42	76.19
3.	Robert Moulin	41/23	38	50	76.00
4.	Howard Barnett	43/13	43	50	86.00
5.	Bobby Vandivier	41/16	56	70	80.00
6.	Paul McGee	16/41	39	56	69.64
7.	Doug Farnsworth	40/21	63	76	82.89
8.	Charles Gray	41/29	41	54	75.93
9.	Charles Dougherty	44/38	61	78	78.21
10.	Herschel Walters	42/23	83	94	88.30
11.	Paul McCreery	18/40	16	36	44.44
12.	Ed Arionus	42/28	48	68	70.59
13.	Rich Pintor	18/40	41	56	73.21
14.	Gregg Craven	25/41	38	56	67.86
15.	Russ Phillips	11/45	45	64	70.31
		<b>507</b>	<b>687</b>	<b>904</b>	<b>76.00</b>

# WORLD RECORDS

by Mel Yockstick - The Statman



The World Tournament was sizzling down on the Bayou; however, cooler heads prevailed inside the Monroe Air-Condition Civic Center. Congratulations to all those champions.

This year the NHPA officers approved a new "World Championship Finals 90% Game" patch to be handed out at the Hall Of Fame

banquet. This award can only be given to pitchers that average a 90% or higher game during World Championship play in any division. Players can only receive one 90% patch during their horseshoe pitching career. At the 2011 Hall of Fame Banquet in Monroe, Louisiana, 27 World Championship pitchers received the 90% patch. Those not in attendance, that have pitched a 90% plus game, will receive the patch in the U.S. mail soon.

On the NHPA website (World Records + see World Champs 90% Games) I have prepared a file showing World Championship pitchers that accomplished one or more 90% or higher games during Championship finals. The men's championship includes the 40-point era and 50-point era 90% games. All 90% games were pulled from World Championship game-by-game printed results in NHPA News magazines. Not all divisions game-by-game were listed during the early World Tournaments. Allan Francis-OH leads

all pitchers with 92 90% games during the 40-point era. Walter Ray William's Jr.-FL follows with 72 90% games covering both 40 and 50-point era. The next two men with high games are Elmer Holh-CAN (71) and Ted Allen-CO with (65). Sue Snyder (IN) tops the women with 40 90% games. The next two highest women are Sylvianne Moisan-CAN (29) and Joan Elmore-TN with (23). See Chart for 2011 90% games.

The 2011 World Tournament States that have won the most first, second and third place trophies are TX with 17, MO-11, OH-11, WI-11, CO-10.

2011 World Championship Results					
Mighty Ninety Club					
Divisions	Name	State	R	S	90% + Games
Men's	Alan Francis	OH	27	28	96.43%
Men's	Brian Simmons	VT	21	22	95.45%
Men's	Alan Francis	OH	34	36	94.44%
Men's	Alan Francis	OH	32	34	94.12%
SR-Women's	Gert Wilcziek	WI	28	30	93.33%
Elder's	Paul McGee	MD	41	44	93.18%
Men's	Alan Francis	OH	26	28	92.86%
Men's	Alan Francis	OH	44	48	91.67%
Men's	Dan Watson	AL	31	34	91.18%
Women's	Sue Snyder	IN	31	34	91.18%
Women's	Debra Brown	VT	40	44	90.91%
Women's	Debra Brown	VT	29	32	90.63%
Men's	Brian Simmons	VT	47	52	90.38%
Men's	Alan Francis	OH	47	52	90.38%
Men's	Alan Francis	OH	54	60	90.00%
Women's	Debra Brown	VT	27	30	90.00%
Total=16					

## WOMENS 2011 WORLD CHAMPIONSHIP *by Phyllis Quist*



The women's championship class started the first day of play with a field of sixteen. This group included three move-ups from Women's B Class and two from Women's C Class – the cut off percentage being 59.83%

Five ladies emerged on day one winning all their games with Debra Brown at the

top of the pack, averaging 82.43%. Debra had the longest game of the day – 110 shoes against Trisha Hoshaw and Sue Snyder held the high game at 91.18% (31 out of 34).

At the end of day two, two ladies remained undefeated – Joan Elmore and Sue Snyder. The eighth game gave Marlene Ray and Sharon Chiddister each one loss – Marlene by one point to Trisha Hoshaw and Sharon losing to Amy Hall. Game nine

gave Debra Brown her first loss to Sharon. The longest game of day two was 92 shoes between Marlene Ray and Barbara Taylor. Debra Brown's 90% game held the day two record high game.

The final day of competition was filled with lots of exciting games. Joan had her first loss at game 13 at the hands of Marlene Ray and the following game Sue Snyder had her first loss, also at the hands of Marlene Ray. So the last determining game of the championship was played off by Joan Elmore and Sue Snyder. Joan got off to a flying start and never looked back, pitching an 87.93% game. This was Joan's fifth women's championship and her third in a row.

Joan is such a gracious lady and she makes horseshoe pitching look so natural and easy. But we know her practice, her concentration and her determination are key components of a champion.

All 16 ladies who competed are champions in their own right. Marlene Ray place second and Sue Snyder took home the third place trophy. However one stands out at the top – Congratulations Joan – you make us proud.


# HIGHLIGHTS FROM THE 46<sup>TH</sup> ANNUAL NHPA HALL OF FAME & AWARDS BANQUET



Appreciation Awards given to Alana Cooper, Charles Thomas, Scott Bruscato




Amy Francis is presented her Hall of Fame plaque by her husband Alan Francis.




Jerry LaBrosse presents an Achievement Award to Rob and Ann Hagman



Chuck Duymich accepts and Achievement Award on the behalf of Kevin and Pat Snelgrove from Tina Hawkins






Dick Hansen assists Auctioneer Paul Stewart in raising money for the NHPF



Rob Hagman accepts the Bob Pence Memorial Award for Minnesota

# HIGHLIGHTS FROM THE 46<sup>TH</sup> ANNUAL NHPA HALL OF FAME & AWARDS BANQUET



*Court Sponsorship Plaques  
Presented*




**Hall of Fame Members in attendance.**

*Front row: Ottie Reno, Don Titcomb, Joe Faron, Vicki Winston, Amy Francis, Joan Elmore, Bonnie Seibold, Debby Michaud.  
Back row: Dick Hansen, Merlin Potts, Casey Sluys, Walter Ray Williams, Jr., Paul Stewart, Dave Loucks, Brian Simmons, Alan Francis, Curly Seibold, Mark Seibold and Barry Chapelle.*

# HIGHLIGHTS FROM THE 46<sup>TH</sup> ANNUAL NHPA HALL OF FAME & AWARDS BANQUET




*Sharon Taylor, President of Missouri, accepts three membership awards*



*Stu Sipma presents Dave Loucks with the 2011 NHPA Presidential Award*



*Debby Michaud accepts an appreciation award from the South African pitchers.*



*Leo Michaud accepts an Achievement Award on behalf of Don Maine*




*Casey Sluys accepts a special award for Glenn Jamieson from Lorraine Sternberg*



*New Mexico awarded the membership award for largest increase in membership by percentage*



# HIGHLIGHTS FROM THE 46<sup>TH</sup> ANNUAL NHPA HALL OF FAME & AWARDS BANQUET



*Debby Michaud presents the Gene and Mary Van Sant Memorial Award to Regional Director Ronnie Miller*



*Joe Faron and Amy Francis – NHPA's newest Hall of Fame Members*



*Jeanette Claas presents Joe Faron with his Hall of Fame plaque.*

*Paula Summerlin receives the Arch Stokes Memorial Award from NHPA President, Stu Sipma*



*90% Game Patches were presented to those having pitched a 90% game in a World Tournament.*



# 2011 NHPA

## HALL OF FAME AND AWARDS BANQUET



### 2011 ACHIEVEMENT AWARD

PRESENTED TO  
**ROB & ANN HAGMAN**  
FOR OUTSTANDING SERVICE  
TO THE SPORT OF HORSESHOE PITCHING

### 2011 ACHIEVEMENT AWARD

PRESENTED TO  
**KEVIN & PAT SNELGROVE**  
FOR OUTSTANDING SERVICE  
TO THE SPORT OF HORSESHOE PITCHING

### 2011 ACHIEVEMENT AWARD

PRESENTED TO  
**DON MAINE**  
FOR OUTSTANDING SERVICE  
TO THE SPORT OF HORSESHOE PITCHING

### 2011 MEMBERSHIP AWARD

PRESENTED TO  
**MISSOURI**  
LARGEST ADULT MEMBERSHIP  
INCREASE FROM 2009 TO 2010  
50

### 2011 MEMBERSHIP AWARD

PRESENTED TO  
**MISSOURI**  
MOST 2010 JUNIOR MEMBERS  
141

### 2011 MEMBERSHIP AWARD

PRESENTED TO  
**MISSOURI**  
LARGEST JUNIOR MEMBERSHIP  
INCREASE FROM 2009 TO 2010  
35

### 2011 MEMBERSHIP AWARD

PRESENTED TO  
**NEW MEXICO**  
LARGEST INCREASE IN MEMBERSHIP  
BY PERCENTAGE 2009 TO 2010  
21.05%

### 2011 MEMBERSHIP AWARD

PRESENTED TO  
**DELAWARE**  
LARGEST INCREASE IN MEMBERSHIP  
BY PERCENTAGE 2009 TO 2010  
21.05%

### 2011 BOB PENCE MEMORIAL AWARD

PRESENTED TO  
**MINNESOTA**  
MOST 2010 ADULT MEMBERS  
949

### 2011 NHPA PRESIDENTIAL AWARD

PRESENTED TO  
**DAVID LOUCKS**  
WITH SINCERE APPRECIATION FOR  
OUTSTANDING SERVICE AND DEDICATION  
PROMOTING HORSESHOE PITCHING  
AT THE STATE AND NATIONAL LEVELS

### 2011 GENE AND MARY VAN SANT MEMORIAL AWARD

*Ronnie Miller*  
Given each year to the Regional Director who  
displays the attitude and initiative of fulfilling  
his/her duties of upholding the image and  
extending the recognition of the  
National Horseshoe Pitchers Association

### 2011

### ARCH STOKES MEMORIAL AWARD

PRESENTED TO  
**PAULA SUMMERLIN**  
FOR CONTINUOUS OUTSTANDING SERVICE IN  
PROMOTING THE DEVELOPMENT AND  
GROWTH OF  
THE SPORT OF HORSESHOE PITCHING

### NHPA HALL OF FAME AWARD

**JOSEPH J. FARON II**  
INDUCTED  
2011

### NHPA HALL OF FAME AWARD

**AMY BROWN-FRANCIS**  
INDUCTED  
2011

### IN APPRECIATION FOR YEARS OF DEDICATED SERVICE TO THE NHPA


PRESENTED TO  
**GLENN JAMIESON**  
July 24, 2011  
BY THE OFFICERS, DIRECTORS AND  
MEMBERS OF THE NHPA

### IN APPRECIATION FOR YEARS OF DEDICATED SUPPORT TO THE NHPA

PRESENTED TO  
**HARVEY WOBBE**  
April 30, 2011  
BY THE OFFICERS, DIRECTORS AND  
MEMBERS OF THE NHPA

# THE NHPA LOSES A PAST OFFICER

## EARL WINSTON - MISSOURI



Earl Anton Winston was born in rural Knob Noster, Missouri on June 4, 1927 to the late E. Wayne and Leona Wheeler Winston. He passed away on August 8, 2011 at the Lutheran Nursing Home in Concordia, Missouri.

On June 10, 1960 Earl was united in marriage to Vicki Chapelle in Portland, Oregon and they began a lifetime of working

together in their farming operation in rural LaMonte.

Earl is survived by his wife, Vicki, of the home. He also is survived by two sons, Keith and fiancée Diana DeShon of Kansas City, Missouri, Carl and wife Amy of Sweet Springs, Missouri and four grandchildren, Shane and Lindsey Winston and Hailey and Mason DeShon. Other survivors include four sisters; Ida Ann Guier and husband Charles of Blue Springs, Missouri, Helen Cunningham of Warrensburg, Missouri, Clara Fisher of Raytown, Missouri and Mollie Brant of Knob Noster, Missouri along with numerous nieces and nephews. He was preceded in death by his parents and one sister, Rosie Shannon.

Earl attended Eden Valley elementary school and then went to Sweet Springs High School, where he was valedictorian of his class. Upon his graduation he enlisted in the U S Army and served a tour of duty in Korea. By the time of his discharge, he had earned the rank of Staff Sergeant. Earl then attended the University of Missouri in Columbia for two years and earned a degree in agriculture.

After college he began farming with his father and also driving truck for Green Trucking Company part time. As he got more into farming, he started raising registered Black Angus cattle and began doing some custom combining and grain hauling. In later years he also did some custom hauling of soybean meal and rock. He continued with his trucking for a few years after retiring from active farm work.

Earl was a lifelong member of Blackwater Chapel United Methodist Church. He served the church in several capacities including Sunday School Superintendent and as a Sunday School teacher for several decades. He also served as a lay speaker to churches in the area and was a Lay Delegate to

the Missouri Annual Conference for many years. Serving God and the church was very important to him.

Wanting to be of service to his community, Earl was elected to the School Board of Pettis County R-1 School and served on that board for a lengthy period of time, many of those years as its president. He also served as the Democratic Committeeman for Blackwater Township for a period of time and for many years volunteered to work at elections whenever possible.

Earl was an avid horseshoe pitcher nearly all of his life and was a former state champion. He was instrumental in reorganizing the Missouri Horseshoe Pitchers Association in 1950. He would serve as president of that organization for nearly 30 years. In the early 1950's he was able to get horseshoe pitching reinstated at the Missouri State Fair and served as the Superintendent of Horseshoe Pitching at the fair for over 50 years. He became a vice president in the National Horseshoe Pitchers Association and served in that position for 28 years. At one time he chaired the rules committee and later became the chairman of the Hall of Fame Committee.

It was Earl's efforts in collecting memorabilia over a long period of time that inspired the NHPA to seek a site for a National Horseshoe Pitching Hall of Fame and Museum. The dream finally came true with a temporary site in Joelton, Tennessee and then the permanent site which is located in Wentzville, Missouri. Earl became one of the original directors of the National Horseshoe Pitchers Foundation, which was involved in making the Hall of Fame possible. Earl was elected to the Missouri Horseshoe Pitchers Hall of Fame in 1987 and to the National Horseshoe Pitchers Hall of Fame in 1988.

His other favorite sport was bowling and he participated in league play and some tournaments for several decades. He spent many years as the secretary/treasurer of some of the leagues and the president of others.

Earl was a people person and never knew a stranger. He loved to visit with anyone and tell stories to entertain them. He was a walking encyclopedia of horseshoe pitching history. He was a good neighbor and helped people whenever he was able. Throughout his entire life he strived to make a difference in the world around him. He will be missed by all who knew him.

Memorials are suggested to Blackwater Chapel United Methodist Church, the National Horseshoe Pitchers Foundation or Crossroads Hospice.

# ELDER'S CHAMPIONSHIP

## PHILLIPS PROVES HIS RANK IS NO JOKE *by Chad Hyatt*



Monroe, Louisiana, will long be remembered by many horseshoe pitchers. However, I can only imagine that it will always hold a special place in the heart of Russ Phillips after he captured his first Elders' World Championship there this year.

Russ is no stranger to horseshoes. He was an avid horseshoe pitcher and top competitor from Washington for many years in the Open Men's Division. If you thought he was good then, you might want to witness his pitching now, because he has gone from good to amazing in just a few short years. Russ has been leading the Elders' Division NATSTAT rankings for some time. In a quest to prove that his rank is for real, Russ went toe-to-toe with the best of the rest and showed us all, that he is indeed #1 in 2011.

After qualifying at 76%, Russ turned it up in the finals. Finishing with 13 wins and two losses, Russ nailed an 81.89% ringer average, well above his competition. His only losses came in dramatic fashion as he scored 38 and 39 points in those matches. Russ had a high game of 89.06%. This was against Bobby Fields, the #1 qualifier, in the final match to seal his championship. I'd call that perfect timing and quite a statement for how much he wanted this title.

It wasn't all smooth sailing for Russ. He fell behind the leaders on the first day of the finals after he

suffered his first loss while pitching Paul McGee of Maryland. This allowed Bobby Fields of Tennessee, Rich Pintor of Colorado and Herschel Walters of Indiana to co-lead the division after day one.

As day two got rolling, Russ kept pace with the leaders by winning every game. The day started with Bobby Fields losing to McGee. A few games later, Walters lost to fellow Hoosier, Ted Sprinkle, and then another loss two games later to Fields. Joining Russ in winning all of his second day games was Pintor, including a 96-shoe thriller against defending champion, Ed Arionus of Texas. This wasn't the longest game for Arionus, though. He followed this match with a 102-shoe classic against Phillips. After day two, it was Pintor all alone at the top, with Phillips and Fields just one game back.

With the third day rolling in, it was time for the leaders to start knocking heads against each other. Fields dropped his first game of the day to Paul McCreery of Texas. In the same game, Arionus continued his marathon matches with a 94-shoe triumph over Gregg Craven of Missouri. Pintor and Phillips won early but then dropped their second games of the day. Pintor lost to Walters and Phillips lost to Charles Dougherty of Ohio. They both returned to winning the next game, which then set up their own showdown in the fourth game of the day. After 78 shoes, it was Phillips winning convincingly and now sitting tied with Pintor for the lead in the division. The final game would now be the deciding factor for the world tournament. If they both won, we go to a playoff. If one wins the last game and the other loses, we crown our new champion. In the end, it was Phillips winning and Pintor being defeated by Craven to give Phillips his first world championship title in the Elders' Division.

Congratulations to all 12 finalists: Russ Phillips (WA), Rich Pintor (CO), Ed Arionus (TX), Bobby Fields (TN), Paul McGee (MD), Paul McCreery (TX), Herschel Walters (IN), Charles Dougherty (OH), Doug Farnsworth (TN), Gregg Craven (MO), Howard Barnett (WV), Charles Gray (TN), Robert Moulin (NC), Ted Sprinkle (IN), Bobby Vandivier (IL) and Dallas Ricker (AL).

# MEN'S CHAMPIONSHIP

SIMMONS LAYS OTHERS TO REST AT WORLD CHAMPIONSHIPS *by Chad Hyatt*



For the majority of us, the idea of throwing 20 ringers in a row is fairly unfathomable. Even more far-fetched would be throwing 24 ringers in a row. Doing both of those things is the same game would be against all odds for us, as well. Now imagine, doing all of that and it's the final game of the world championships against arguably the most successful athlete in any sport in our era. That may be impossible for the majority of us, but that is the true story of our Men's World Champion from Vermont, Brian Simmons.

Although Brian's personal story is even more triumphant than this display of ringer talent, his horseshoe talent is envious. Brian put it all together this year in Monroe, Louisiana to win his third world championship. He nailed his share of 90% games, struggled but convincingly won a few games that were less than 80%, and still saved enough energy for back-to-back marathon games of 112 and 124 shoes to end his tournament. In the end, he went undefeated (15-0), threw 906 shoes, nearly 80 shoes more than the next highest total, and averaged 83%. I am certain it will be a championship that he will remember for a long time.

In looking at the championships this year, one could say there were a few surprises. Of course, Alan Francis, the 16-time champion from Ohio and winner of eight consecutive titles, not winning was a huge surprise. Another one would be Dan Watson of Alabama. We

all know that Dan is the best flip pitcher in the men's division, hands-down. We know he can throw 80% regularly in tournaments, but we also understand the huge pressures of the world tournament. Dan settled in to those first two days of pitching carrying an average of just over 80%, before finishing with 78.74% and a 12-3 record with losses only to Simmons, Francis, and Jim Walters of Ohio. In his match with Simmons, the world was on the edge of their seat. The game went 112 shoes with Brian throwing 85.71% and Dan throwing 83.93%. He was definitely in it to win it.

Overall, it was a great class. We had Rick Bermingham of California making an impressive 6<sup>th</sup> place showing in his first world tournament in several years. Also, we saw Randy Rein of Wisconsin rejoining the competition after about a decade away from playing at the world championships. The addition of Austin Bailey of Illinois, Tony Yancik of Illinois, and John Neagle of Kentucky participating in their first Men's Championship Class was a great story, too.

The class had some very interesting stats. The champion pitched the most shoes in the class and the runner-up pitched the fewest shoes. There were ten games of 90% or better, with Francis having the majority (seven) of them. Even though some games were won throwing in the upper 50% range, some pitchers lost other games with 86.29% (Francis vs. Simmons), 83.93% (Watson vs. Simmons), 76.67% (Walters vs. Francis), and 74.39% (Rein vs. Watson). Alan Francis averaged 91.38% for the first five games of the tournament. The tournament went down to the wire, keeping the suspense alive for the audience (live and on the web). After round 12 of 15, there was still a three-way tie for first and the final game was for the title. In the end, this was a memorable tournament for all, but especially for our champion, Mr. Brian Simmons.

Congratulations to all of the finalists. They were Brian Simmons (VT), Alan Francis (OH), Dan Watson (AL), Jim Walters (OH), Walter Ray Williams Jr. (FL), Rick Bermingham (CA), Randy Rein (WI), Ken Heinritz (WI), Jacob Fimbres (AZ), Austin Bailey (IL), Raymond Bedard (MA), Gary Roberts (OH), Tony Yancik (IL), Bret Vogel (KS), John Neagle (KY) and Tony Hankins (KY).

# SENIOR MEN'S CHAMPIONSHIP

## WEBB SPINS HIS 1 $\frac{3}{4}$ TURN TO FIRST SENIOR TITLE *by Chad Hyatt*



Many of us hanging around the Midwest for the past 20-30 years have certainly known about Charlie Webb. He will long be remembered as one of the great players to come out of Illinois. Charlie added to that legacy by winning his first Senior Men's World Championship this year in Monroe, Louisiana.

Charlie entered the World Championships this year averaging just over 65% ringers and sitting securely within the top 50 ringer percentages of men in the United States. Everyone knows that those kinds of numbers not only make him a serious contender in the Senior Men's Division, but also in the Open Men's Division, if he had entered. No matter what his percentage on any given game is, one knows that Charlie is capable of lighting it up with that smooth 1 $\frac{3}{4}$  turn that he has mastered. It's made him a fierce competitor of the years and the champion that he is today.

Charlie reached his title in fairly convincing form. He only dropped one game out of eleven and averaged 59.04%. His second day of play was extremely challenging, as he witnessed all five of his competitors giving it all they could and scoring 28 or more points against him. This pushed Charlie to the limit and made this championship all the more sweet.

The division was set for a clash from the beginning. After the first day, Charlie was tied with Rich Knerem, Sr. and the winner of the last four senior titles, Ron Deckard of Florida. Not too far back, and within striking distance, were Tom Westbrook of South Carolina, Thomas Gallina of Ontario, Canada, and Dan Dunn of Indiana. Gallina enjoyed the best game of the day with a 75% game against Ronald LeGrand of Missouri.

Webb and Deckard also posted games over 70% on that first day, so we knew day two should be something to watch as these players matched up against each other.

As the second day got rolling, Webb knocked Knerem from the ranks of the unbeaten, Deckard kept pace by slowing down Westbrook and Dunn stayed alive by beating Gallina. In the next round, Webb continued his winning way by taking out Gallina and making the chance of a championship for Tom very unlikely now that he had four losses. The surprise of the round came when Dunn gave Deckard his first loss in a 40-27 match. Westbrook stayed alive by beating Knerem. It was now Webb at 8-0, Deckard at 7-1, and Westbrook, Dunn and Knerem at 6-2.

The ninth round began with a bang. Webb was defeated by Dunn, as Dan continued his streak of three big time wins in a row, and setting himself up for a great shot going into the final two games. In this same round, Knerem evened his record with Deckard by beating him 42-29 and Westbrook maintained pace by winning his match. With two games to go, Webb led by one game over Dunn, Deckard, Knerem and Westbrook.

Round ten continued in nearly the same fashion. We saw Webb give Deckard his third loss just the same as Westbrook gave Dunn his third. Knerem kept pace with Webb and Westbrook by beating Gallina. The big match to watch now was going to be Webb (9-1) and Westbrook (8-2), but we couldn't forget about the Knerem (8-2) verses Dunn (7-3) match either. If Westbrook and Knerem win, then we would have a three-way tie for first place. As things worked out in the final round, Webb defeated Westbrook and Dunn defeated Knerem, which secured the championship for Webb. It was thrilling all the way to the wire.

Congratulations to all of the finalists in the Senior Men's Division. They were Charlie Webb (IL), Dan Dunn (IN), Rich Knerem, Sr. (OH), Tom Westbrook (SC), Ron Deckard (FL), Thomas Gallina (ON), Jerry Comstock (CO), Stan Leis (ON), Ronald LeGrand (MO), Bill Navratil (CT), Bruce McLinn (WI) and George Huntington (IL). The high average for the class was Deckard at 59.96% and the high game was Gallina with a final game of 76.92%.

# JUNIOR BOY'S CHAMPIONSHIP *by Lorraine Sternberg*



This year there were eight boys qualifying for the Championship Group. They all came out onto the courts looking very serious and ready for business. All eight were very focused on what they were out there for; and that was to win a


World Title. Along with the Cadet class and the Girl's class, they all earned an A+ for sportsmanship.

There certainly wasn't a shortage of ringers here. I can't tell you how often I heard four-dead called throughout the night.

In the very first game on the front court was a newcomer to the Boy's Championship Division by the name of Dylan Holmberg from Tampa, Florida. Dylan is ten years old; fresh out of the Cadets. I think he made quite an impression on the spectators. He may be little in size, but he can throw ringers and I am sure we will be seeing much more of him.

With one game to go, there was the potential for a four-way tie.

# JUNIOR GIRL'S CHAMPIONSHIP *by Lorraine Sternberg*



In the Girl's Division, they started out looking like a rainbow of colors. They were dressed in bright colors of yellow, orange, and greens and lots of smiles. It didn't take

long though, for them to get into their game mode. In the very first game, the two Heinritz sisters had to face it off. Bethany, the older of the two sisters and the defending Junior Girl's World Champion from 2010, beats Christina. This is Christina's first year in the Championship group. It's never easy when two from the same family have to pitch each other and it's really hard for the parents. From where I was sitting, it looked like the two were still smiling at the end of the game, but then again, they may have been just happy to have that game over with. Time to move on and I am sure that they will be facing one another again, come State Tournament time.

There were six girls in the Division, playing in the back courts on the first bank, along with the Cadets. All of the girls showed good sportsmanship and respected one another. It was truly a joy watching these girls pitch.

The last game came down to Bethany Heinritz, from Pewaukee, Wisconsin and Brianna McCormick, from Bristol, Vermont.

By winning his last game, Scotty Lumb from Aylmer, Ontario, eliminated that possibility; however Joey Mueller, of Ham Lake, Minnesota could win to cause a two-way playoff. Joey does just that, and we now have a playoff for the Junior Boy's World Title between Joey Mueller and Scotty Lumb. These two boys kept the spectators on the edge of their seats, going back and forth throughout the game. After 54 shoes we had a tie game, 33-33 and 34 ringers each. You can't get much closer than this. Six shoes later, Joey pulls it through and wins the Junior Boy's Title. It was a great ending to the evening and a wonderful show that both young men put on.

Joey averaged 66.44% in the Championship round and had a high game of 75%. He took home a scholarship prize in the amount of \$600. This is Joey's last year in the junior division. Through his junior years, he has also earned a number of top-ten awards through league play and scholarships. He has been in the Championship Class since the World Tournament was held in York, Pennsylvania in 2008, only missing one of those. Joey will be attending the University of Minnesota this coming fall and will be studying to be a graphite designer in advertising. His best part of horseshoes is the World Tournament and all the friends that he has made through horseshoes.

We wish the best of luck to Joey in the future and hope to see him continue pitching horseshoes in the Men's Division. Congratulations, for a job well done!

Neither girl had a loss coming into this game. Winner of this game would be the 2011 Junior Girl's Champion and after 58 shoes, Bethany won her second Junior Girls Championship Title.


This was only Bethany's second World Tournament, and she has two World Titles. Last year was her first time pitching at a World Tournament in Cedar Rapids, Iowa. Her ending ringer percent average for the Champion Division was 50.94%. She had five wins and no losses. Her high game for the day was 59.09%. She also took home a scholarship in the amount of \$600. Bethany has one state title and will be going for her second one, come Labor Day Weekend.

Bethany informed me that this was her last year in the Junior Girl's Division. I think she wishes that she would have started pitching horseshoes sooner as a junior. She spends at least 20 minutes a day practicing. This fall she will be a Senior in high school and is thinking about what college she will attend in 2012.

Some of the other sports that she is involved in are track, volleyball and tennis. Bethany likes the game of horseshoes because it is more of a mind game and can get very intense. You need to think about what you are doing all of the time and it is more difficult than people think, is something she told me.

Congratulations Bethany; next year we will see you in the Women's Division.

# CADET'S CHAMPIONSHIP *by Lorraine Sternberg*



On the front two courts, four cadets pitched. These kids don't walk down the courts from one end to the other, they run. The four little boys put on quite a show. For me, they are the best part of the World Tournament. You got to love it; before each pitch all four have to take a quick look up to mom and dad. They want to make sure that

their parents are watching their every move. These cadets don't think much about it, they just pitch it.

With only four in the class, they played a double round robin. The games went 30 points or 40 shoes, whichever came first. After the first round, the judge tells me that one little boy says to her, "Mean we have to do this again". And if you got to go, you got to go, even if it's the middle of the game.

After six games there was a tie between Bernardo Navarro III from Shraithmore, California and Noah Gabe, from Valley City, North Dakota with one loss each. Now comes, the playoff game for the

Championship title. The parents are up in the stands, nervous as can be, while these two boys are out there just having fun.

In the end, Bernardo prevailed and won the game and the Junior Cadet World Championship Title. The game went to 34 shoes, with Bernardo 31 to 15. And what a game it was; a true showing of sportsmanship. As these cadets grow, I hope they carry this with them the rest of their adult life.

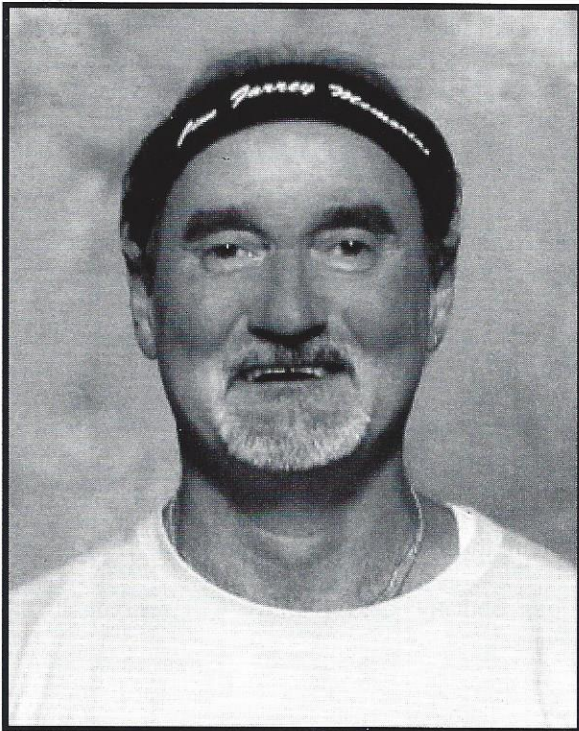
After Bernardo won, I got to sit down and talk with him for a brief time. He is seven years old, going into the second grade and has been pitching for one year. He tells me that he practices at least three days a week. When I asked him what he likes about horseshoes the best, his answer was, "I like it when people cheer for me." Good answer!

Bernardo pitched a high game of 55% and another game of 50%. His entry average was 29.29% and he ended with an average of 36.94%. His records are pretty impressive for only being seven years old. Bernardo also earned a scholarship in the amount of \$300.

Not only did he win the Junior Cadet Championship, he also won the Cadet Class the night before. Something tells me we will be reading more about Bernardo Navarro III in the future.

Congratulations to you Bernardo!

## MEN'S CHAMPIONSHIP CLASS 2011 WORLD TOURNAMENT



Pos	Pitcher	Qualifying Average	State	W-L	Points	Rngrs	Shoes	Ringer %
1.	Brian Simmons	83.33	VT	15-0	621	752	906	83.00
2.	Alan Francis	88.00	OH	14-1	629	628	712	88.20
3.	Dan Watson	70.67	AL	12-3	557	652	828	78.74
4.	Jim Walters	74.50	OH	12-3	567	612	800	76.50
5.	Walter Ray Williams Jr	65.17	FL	12-3	542	514	752	68.35
6.	Rick Bermingham	65.18	CA	9-6	495	543	806	67.37
7.	Randy Rein	65.00	WI	7-8	478	499	788	63.32
8.	Ken Heinritz	63.33	WI	7-8	424	453	732	61.89
9.	Jacob Fimbres	59.84	AZ	7-8	425	449	730	61.51
10.	Austin Bailey	59.83	IL	6-9	412	450	772	58.29
11.	Raymond Bedard	55.84	MA	5-10	387	479	792	60.48
12.	Gary Roberts	62.50	OH	4-11	412	464	790	58.73
13.	Tony Yancik	56.83	IL	3-12	363	449	766	58.62
14.	Bret Vogel	64.17	KS	3-12	394	442	776	56.96
15.	John Neagle	57.50	KY	2-13	310	400	736	54.35
16.	Tony Hankins	55.83	KY	2-13	329	386	734	52.59



**1. Brian Simmons 15-0**

	Opponent	Score	Rgrs	Shoes	%
1.	Raymond Bedard	40/13	43	52	82.69
2.	Tony Yancik	41/7	38	46	82.61
3.	John Neagle	40/10	31	40	77.50
4.	Tony Hankins	40/0	21	22	95.45
5.	Jacob Fimbres	45/9	47	52	90.38
6.	Gary Roberts	42/14	37	48	77.08
7.	Ken Heinritz	40/10	48	54	88.89
8.	Austin Bailey	44/14	40	50	80.00
9.	Randy Rein	41/16	53	68	77.94
10.	Rick Bermingham	41/23	53	64	82.81
11.	Walter Ray Williams Jr	41/11	52	60	86.67
12.	Bret Vogel	42/9	34	46	73.91
13.	Jim Walters	40/27	52	68	76.47
14.	Dan Watson	42/34	96	112	85.71
15.	Alan Francis	42/39	107	124	86.29
	<b>621</b>	<b>752</b>	<b>906</b>	<b>83</b>	

**3. Dan Watson 12-3**

	Opponent	Score	Rgrs	Shoes	%
1.	John Neagle	40/9	24	28	85.71
2.	Tony Hankins	41/24	42	58	72.41
3.	Raymond Bedard	45/11	44	54	81.48
4.	Tony Yancik	42/6	29	36	80.56
5.	Ken Heinritz	42/6	31	34	91.18
6.	Austin Bailey	42/22	44	60	73.33
7.	Jacob Fimbres	41/5	29	34	85.29
8.	Gary Roberts	41/9	41	46	89.13
9.	Rick Bermingham	42/24	63	76	82.89
10.	Randy Rein	43/33	65	82	79.27
11.	Bret Vogel	42/10	26	36	72.22
12.	Walter Ray Williams Jr	41/23	41	58	70.69
13.	Alan Francis	8/45	34	52	65.38
14.	Brian Simmons	34/42	94	112	83.93
15.	Jim Walters	13/41	45	62	72.58
	<b>557</b>	<b>652</b>	<b>828</b>	<b>78.74</b>	

**5. Walter Ray Williams Jr 1 2-3**

	Opponent	Score	Rgrs	Shoes	%
1.	Jacob Fimbres	41/14	27	36	75.00
2.	Gary Roberts	43/36	36	62	58.06
3.	Ken Heinritz	41/21	32	52	61.54
4.	Austin Bailey	42/16	26	38	68.42
5.	Raymond Bedard	41/6	35	42	83.33
6.	Tony Yancik	40/13	26	40	65.00
7.	John Neagle	40/22	41	62	66.13
8.	Tony Hankins	42/17	30	44	68.18
9.	Jim Walters	40/28	52	70	74.29
10.	Alan Francis	15/40	28	46	60.87
11.	Brian Simmons	11/41	42	60	70.00
12.	Dan Watson	23/41	36	58	62.07
13.	Randy Rein	41/36	38	58	65.52
14.	Bret Vogel	40/5	28	34	82.35
15.	Rick Bermingham	42/23	37	50	74.00
	<b>542</b>	<b>514</b>	<b>752</b>	<b>68.35</b>	

**2. Alan Francis 14-1**

	Opponent	Score	Rgrs	Shoes	%
1.	Tony Hankins	42/3	40	46	86.96
2.	Raymond Bedard	40/3	34	36	94.44
3.	Tony Yancik	42/8	32	36	88.89
4.	John Neagle	42/0	26	28	92.86
5.	Austin Bailey	42/3	27	28	96.43
6.	Jacob Fimbres	42/21	46	56	82.14
7.	Gary Roberts	42/9	28	34	82.35
8.	Ken Heinritz	41/1	32	36	88.89
9.	Bret Vogel	43/7	44	48	91.67
10.	Walter Ray Williams Jr	40/15	37	46	80.43
11.	Randy Rein	45/16	42	48	87.50
12.	Rick Bermingham	42/4	32	34	94.12
13.	Dan Watson	45/8	47	52	90.38
14.	Jim Walters	42/18	54	60	90.00
15.	Brian Simmons	39/42	107	124	86.29
	<b>629</b>	<b>628</b>	<b>712</b>	<b>88.2</b>	

**4. Jim Walters 12-3**

	Opponent	Score	Rgrs	Shoes	%
1.	Tony Yancik	40/10	38	44	86.36
2.	John Neagle	40/30	41	62	66.13
3.	Tony Hankins	44/4	36	44	81.82
4.	Raymond Bedard	41/17	39	50	78.00
5.	Gary Roberts	40/18	36	48	75.00
6.	Ken Heinritz	42/16	38	52	73.08
7.	Austin Bailey	40/10	32	38	84.21
8.	Jacob Fimbres	43/18	42	58	72.41
9.	Walter Ray Williams Jr	28/40	48	70	68.57
10.	Bret Vogel	40/10	37	46	80.43
11.	Rick Bermingham	41/25	49	66	74.24
12.	Randy Rein	42/7	28	32	87.50
13.	Brian Simmons	27/40	48	68	70.59
14.	Alan Francis	18/42	46	60	76.67
15.	Dan Watson	41/13	54	62	87.10
	<b>567</b>	<b>612</b>	<b>800</b>	<b>76.50</b>	

**6. Rick Bermingham 9-6**

	Opponent	Score	Rgrs	Shoes	%
1.	Austin Bailey	42/27	43	58	74.14
2.	Jacob Fimbres	41/14	28	38	73.68
3.	Gary Roberts	21/44	36	62	58.06
4.	Ken Heinritz	42/28	42	64	65.63
5.	Tony Hankins	42/25	31	50	62.00
6.	Raymond Bedard	40/29	30	48	62.50
7.	Tony Yancik	41/38	42	64	65.63
8.	John Neagle	45/14	35	48	72.92
9.	Dan Watson	24/42	57	76	75.00
10.	Brian Simmons	23/41	47	64	73.44
11.	Jim Walters	25/41	45	66	68.18
12.	Alan Francis	4/42	19	34	55.88
13.	Bret Vogel	41/23	37	56	66.07
14.	Randy Rein	41/12	20	28	71.43
15.	Walter Ray Williams Jr	23/42	31	50	62.00
	<b>495</b>	<b>543</b>	<b>806</b>	<b>67.37</b>	

**7. Randy Rein 7-8**

Opponent	Score	Rgrs	Shoes	%	
1. Gary Roberts	42/9	36	50	72.00	
2. Ken Heinritz	26/40	33	58	56.90	
3. Austin Bailey	42/23	28	42	66.67	
4. Jacob Fimbres	44/22	32	50	64.00	
5. Tony Yancik	40/17	36	50	72.00	
6. John Neagle	42/26	34	54	62.96	
7. Tony Hankins	39/40	33	52	63.46	
8. Raymond Bedard	42/38	35	56	62.50	
9. Brian Simmons	16/41	44	68	64.71	
10. Dan Watson	33/43	61	82	74.39	
11. Alan Francis	16/45	32	48	66.67	
12. Jim Walters	7/42	16	32	50.00	
13. Walter Ray Williams Jr	36/41	37	58	63.79	
14. Rick Bermingham	12/41	11	28	39.29	
15. Bret Vogel	41/32	31	60	51.67	
		<b>478</b>	<b>499</b>	<b>788</b>	<b>63.32</b>

**9. Jacob Fimbres 7-8**

Opponent	Score	Rgrs	Shoes	%	
1. Walter Ray Williams Jr	14/41	18	36	50.00	
2. Rick Bermingham	14/41	19	38	50.00	
3. Bret Vogel	40/31	36	56	64.29	
4. Randy Rein	22/44	26	50	52.00	
5. Brian Simmons	9/45	35	52	67.31	
6. Alan Francis	21/42	38	56	67.86	
7. Dan Watson	5/41	17	34	50.00	
8. Jim Walters	18/43	35	58	60.34	
9. Tony Yancik	42/28	40	58	68.97	
10. Tony Hankins	41/13	24	36	66.67	
11. John Neagle	41/19	30	48	62.50	
12. Raymond Bedard	38/40	41	70	58.57	
13. Gary Roberts	40/33	33	52	63.46	
14. Ken Heinritz	40/20	31	46	67.39	
15. Austin Bailey	40/22	26	40	65.00	
		<b>425</b>	<b>449</b>	<b>730</b>	<b>61.51</b>

**11. Raymond Bedard 5-10**

Opponent	Score	Rgrs	Shoes	%	
1. Brian Simmons	13/40	35	52	67.31	
2. Alan Francis	3/40	22	36	61.11	
3. Dan Watson	11/45	33	54	61.11	
4. Jim Walters	17/41	31	50	62.00	
5. Walter Ray Williams Jr	6/41	25	42	59.52	
6. Rick Bermingham	29/40	26	48	54.17	
7. Bret Vogel	42/39	42	68	61.76	
8. Randy Rein	38/42	35	56	62.50	
9. Gary Roberts	41/30	31	54	57.41	
10. Austin Bailey	36/41	37	62	59.68	
11. Ken Heinritz	3/41	23	42	54.76	
12. Jacob Fimbres	40/38	43	70	61.43	
13. Tony Yancik	41/32	34	50	68.00	
14. John Neagle	22/42	32	56	57.14	
15. Tony Hankins	45/24	30	52	57.69	
		<b>387</b>	<b>479</b>	<b>792</b>	<b>60.48</b>

**8. Ken Heinritz 7-8**

Opponent	Score	Rgrs	Shoes	%	
1. Bret Vogel	41/38	25	46	54.35	
2. Randy Rein	40/26	37	58	63.79	
3. Walter Ray Williams Jr	21/41	27	52	51.92	
4. Rick Bermingham	28/42	38	64	59.38	
5. Dan Watson	6/42	19	34	55.88	
6. Jim Walters	16/42	31	52	59.62	
7. Brian Simmons	10/40	38	54	70.37	
8. Alan Francis	1/41	19	36	52.78	
9. Tony Hankins	40/36	35	56	62.50	
10. Tony Yancik	41/16	26	38	68.42	
11. Raymond Bedard	41/3	34	42	80.95	
12. John Neagle	40/6	31	40	77.50	
13. Austin Bailey	38/41	40	68	58.82	
14. Jacob Fimbres	20/40	22	46	47.83	
15. Gary Roberts	41/19	31	46	67.39	
		<b>424</b>	<b>453</b>	<b>732</b>	<b>61.89</b>

**10. Austin Bailey 6-9**

Opponent	Score	Rgrs	Shoes	%	
1. Rick Bermingham	27/42	38	58	65.52	
2. Bret Vogel	41/36	45	68	66.18	
3. Randy Rein	23/42	21	42	50.00	
4. Walter Ray Williams Jr	16/42	16	38	42.11	
5. Alan Francis	3/42	14	28	50.00	
6. Dan Watson	22/42	39	60	65.00	
7. Jim Walters	10/40	22	38	57.89	
8. Brian Simmons	14/44	30	50	60.00	
9. John Neagle	40/21	28	50	56.00	
10. Raymond Bedard	41/36	37	62	59.68	
11. Tony Hankins	42/35	36	66	54.55	
12. Tony Yancik	40/35	35	54	64.81	
13. Ken Heinritz	41/38	40	68	58.82	
14. Gary Roberts	30/41	28	50	56.00	
15. Jacob Fimbres	22/40	21	40	52.50	
		<b>412</b>	<b>450</b>	<b>772</b>	<b>58.29</b>

**12. Gary Roberts 4-11**

Opponent	Score	Rgrs	Shoes	%	
1. Randy Rein	9/42	27	50	54.00	
2. Walter Ray Williams Jr	36/43	36	62	58.06	
3. Rick Bermingham	44/21	44	62	70.97	
4. Bret Vogel	31/43	30	54	55.56	
5. Jim Walters	18/40	28	48	58.33	
6. Brian Simmons	14/42	28	48	58.33	
7. Alan Francis	9/42	16	34	47.06	
8. Dan Watson	9/41	31	46	67.39	
9. Raymond Bedard	30/41	29	54	53.70	
10. John Neagle	41/23	39	64	60.94	
11. Tony Yancik	37/41	46	78	58.97	
12. Tony Hankins	41/20	25	42	59.52	
13. Jacob Fimbres	33/40	31	52	59.62	
14. Austin Bailey	41/30	30	50	60.00	
15. Ken Heinritz	19/41	24	46	52.17	
		<b>412</b>	<b>464</b>	<b>790</b>	<b>58.73</b>

### 13. Tony Yancik 3-12

	Opponent	Score	Rgrs	Shoes	%
1.	Jim Walters	10/40	28	44	63.64
2.	Brian Simmons	7/41	28	46	60.87
3.	Alan Francis	8/42	20	36	55.56
4.	Dan Watson	6/42	18	36	50.00
5.	Randy Rein	17/40	29	50	58.00
6.	Walter Ray Williams Jr	13/40	19	40	47.50
7.	Rick Bermingham	38/41	42	64	65.63
8.	Bret Vogel	27/42	32	58	55.17
9.	Jacob Fimbres	28/42	34	58	58.62
10.	Ken Heinritz	16/41	17	38	44.74
11.	Gary Roberts	41/37	46	78	58.97
12.	Austin Bailey	35/40	34	54	62.96
13.	Raymond Bedard	32/41	31	50	62.00
14.	Tony Hankins	42/21	35	58	60.34
15.	John Neagle	43/26	36	56	64.29
	<b>363</b>	<b>449</b>	<b>766</b>	<b>58.62</b>	

### 15. John Neagle 2-13

	Opponent	Score	Rgrs	Shoes	%
1.	Dan Watson	9/40	14	28	50.00
2.	Jim Walters	30/40	38	62	61.29
3.	Brian Simmons	10/40	21	40	52.50
4.	Alan Francis	0/42	12	28	42.86
5.	Bret Vogel	21/40	24	46	52.17
6.	Randy Rein	26/42	30	54	55.56
7.	Walter Ray Williams Jr	22/40	36	62	58.06
8.	Rick Bermingham	14/45	25	48	52.08
9.	Austin Bailey	21/40	23	50	46.00
10.	Gary Roberts	23/41	34	64	53.13
11.	Jacob Fimbres	19/41	22	48	45.83
12.	Ken Heinritz	6/40	21	40	52.50
13.	Tony Hankins	41/23	32	54	59.26
14.	Raymond Bedard	42/22	38	56	67.86
15.	Tony Yancik	26/43	30	56	53.57
	<b>310</b>	<b>400</b>	<b>736</b>	<b>54.35</b>	


### 14. Bret Vogel 3-12

	Opponent	Score	Rgrs	Shoes	%
1.	Ken Heinritz	38/41	23	46	50.00
2.	Austin Bailey	36/41	42	68	61.76
3.	Jacob Fimbres	31/40	33	56	58.93
4.	Gary Roberts	43/31	33	54	61.11
5.	John Neagle	40/21	30	46	65.22
6.	Tony Hankins	29/44	27	54	50.00
7.	Raymond Bedard	39/42	40	68	58.82
8.	Tony Yancik	42/27	36	58	62.07
9.	Alan Francis	7/43	32	48	66.67
10.	Jim Walters	10/40	28	46	60.87
11.	Dan Watson	10/42	17	36	47.22
12.	Brian Simmons	9/42	25	46	54.35
13.	Rick Bermingham	23/41	32	56	57.14
14.	Walter Ray Williams Jr	5/40	16	34	47.06
15.	Randy Rein	32/41	28	60	46.67
	<b>394</b>	<b>442</b>	<b>776</b>	<b>56.96</b>	

### 16. Tony Hankins 2-13

	Opponent	Score	Rgrs	Shoes	%
1.	Alan Francis	3/42	28	46	60.87
2.	Dan Watson	24/41	35	58	60.34
3.	Jim Walters	4/44	24	44	54.55
4.	Brian Simmons	0/40	8	22	36.36
5.	Rick Bermingham	25/42	25	50	50.00
6.	Bret Vogel	44/29	33	54	61.11
7.	Randy Rein	40/39	34	52	65.38
8.	Walter Ray Williams Jr	17/42	22	44	50.00
9.	Ken Heinritz	36/40	34	56	60.71
10.	Jacob Fimbres	13/41	14	36	38.89
11.	Austin Bailey	35/42	36	66	54.55
12.	Gary Roberts	20/41	17	42	40.48
13.	John Neagle	23/41	25	54	46.30
14.	Tony Yancik	21/42	27	58	46.55
15.	Raymond Bedard	24/45	24	52	46.15
	<b>329</b>	<b>386</b>	<b>734</b>	<b>52.59</b>	


# MEN'S DIVISION




#### Men's Class A-1

	State	W-L	Points	Rngrs	Shoes	%	
1.	Alan Francis	OH	15-0	606	528	600	88.00
2.	Brian Simmons	VT	14-1	576	500	600	83.33
3.	Jim Walters	OH	12-3	481	447	600	74.50
4.	Dan Watson	AL	11-4	461	424	600	70.67
5.	Ken Heinritz	WI	10-5	384	380	600	63.33
6.	Rick Bermingham	CA	9.5-5.5	426	391	600	65.17
7.	Randy Rein	WI	9.5-5.5	370	390	600	65.00
8.	Bret Vogel	KS	8-7	367	385	600	64.17
9.	Walter Ray Williams Jr	FL	7.5-7.5	402	391	600	65.17
10.	Austin Bailey	IL	5-10	333	359	600	59.83
11.	Tony Hankins	KY	5-10	310	335	600	55.83
12.	Raymond Bedard	MA	4.5-10.5	304	335	600	55.83
13.	Gary Roberts	OH	4-11	342	375	600	62.50
14.	Ken Jones	NM	3-12	261	309	600	51.50
15.	Mark Seibold	IN	2-13	250	301	600	50.17

Men's Class A-2		State	W-L	Points	Rngrs	Shoes	%
1.	Jacob Fimbres	AZ	12-3	531	359	600	59.83
2.	Ricky L Hall	VA	11.5-3.5	445	317	600	52.83
3.	Tony Yancik	IL	11-4	424	341	600	56.83
4.	John Neagle	KY	10-5	487	345	600	57.50
5.	Gary Kollmann	ID	9-6	391	329	600	54.83
6.	Roger Carter	WV	8.5-6.5	400	317	600	52.83
7.	Virgle J. McCown	MO	8-7	429	331	600	55.17
8.	Robert D. White	PA	8-7	406	326	600	54.33
9.	Randy Hankins	KY	7-8	413	305	600	50.83
10.	Michael Knop	IL	7-8	409	300	600	50.00
11.	Bert Logsdon	IA	6-9	412	309	600	51.50
12.	Mark Mauthe	WI	6-9	366	296	600	49.33
13.	Chad Hyatt	NV	6-9	358	283	600	47.17
14.	James Richard	LA	4-11	392	286	600	47.67
15.	Gary Wood	OK	4-11	340	259	600	43.17
16.	Ron Latiolais	LA	2-13	328	301	600	50.17




Men's Class B-1		State	W-L	Points	Rngrs	Shoes	%
1.	Glenn King	OK	12-4	465	338	640	52.81
2.	Ricky Bell	KY	11-5	451	318	640	49.69
3.	Kyle Bidwell	MO	10.5-4.5	432	289	600	48.17
4.	Alan Stubleski	OH	9.5-5.5	424	301	600	50.17
5.	Jim Culver	KY	8.5-6.5	458	288	600	48.00
6.	Jim Peavley	KY	8.5-6.5	454	285	600	47.50
7.	David Mallory	OK	8.5-6.5	405	274	600	45.67
8.	Merideth Judd	IN	8-7	390	275	600	45.83
9.	Wesley Knappek	TX	7.5-7.5	377	272	600	45.33
10.	Dustin Dahl	MN	7-8	411	265	600	44.17
11.	Bud Dodson	TX	6-9	342	261	600	43.50
12.	Frank Arroyo	CA	6-9	384	259	600	43.17
13.	Howard Reed	KS	6-9	383	244	600	40.67
14.	Tom Goff	OK	5.5-9.5	360	276	600	46.00
15.	David Holliday	PA	4-11	331	252	600	42.00
16.	Jerry LaBrosse	MN	2.5-12.5	317	255	600	42.50



Men's Class B-2		State	W-L	Points	Rngrs	Shoes	%
1.	Wilfred Korpela	MN	13-2	525	296	600	49.33
2.	Brian Fisher	OH	11-4	490	291	600	48.50
3.	Joie Welker	MO	11-4	447	277	600	46.17
4.	Eustice Perry	VA	10-5	502	300	600	50.00
5.	Ron Highley	MO	9-6	411	238	600	39.67
6.	Roy Brockman	AR	8-7	384	249	600	41.50
7.	Kerry Morris	WI	8-7	421	232	600	38.67
8.	Stuart Sipma	ND	7-8	442	256	600	42.67
9.	Meredith Kahrig	OH	7-8	400	224	600	37.33
10.	Larry Myers	GA	6.5-8.5	402	221	600	36.83
11.	Denver Jennings	AR	6-9	334	231	600	38.50
12.	Bobby C Evans Sr	VA	6-9	406	213	600	35.50
13.	Gary Boots	MN	5.5-9.5	385	240	600	40.00
14.	Chuck Arnold	OK	4-11	253	180	480	37.50
15.	Ray Groskinsky	WI	4-11	341	221	600	36.83
16.	Forrest Cooper	KY	4-11	314	206	600	34.33




Men's Class C-1		State	W-L	Points	Rngrs	Shoes	%
1.	Zane Goggin	GA	12.5-2.5	502	250	600	41.67
2.	Hank Kane	CA	11-4	478	263	600	43.83
3.	Jim Vigil	CO	11-4	475	263	600	43.83
4.	Larry Chaney	CO	11-4	446	239	600	39.83
5.	Dewayne Moody	AR	9-6	438	237	600	39.50
6.	Clifton Jones	NC	8.5-6.5	435	238	600	39.67
7.	Archie Sexton	IN	8-7	380	240	600	40.00
8.	Steven Kampmeier	IL	8-7	420	224	600	37.33
9.	Lou Colpitts	KY	8-7	448	219	600	36.50
10.	Jerel Flora	OK	8-7	396	218	600	36.33
11.	Craig Sears	AR	7.5-7.5	419	236	600	39.33
12.	Glenn Luoma	OH	7-8	366	210	600	35.00
13.	Leonard Kimbrel	AR	5.5-9.5	350	198	600	33.00
14.	James K. Campbell	MI	4-11	339	197	600	32.83
15.	Kurt Whaley	SD	1-14	241	138	600	23.00




# MEN'S DIVISION


# MEN'S DIVISION




Men's Class C-2		State	W-L	Points	Rngrs	Shoes	%
1.	Dave Rose	OH	14-1	484	263	600	43.83
2.	Dave Mittlestadt	IA	12-3	466	259	600	43.17
3.	Jerry Weller	MO	12-3	452	254	600	42.33
4.	Sam Caincross	FL	10-5	463	251	600	41.83
5.	Michael Brown	VT	9-6	376	210	600	35.00
6.	Jim Gregory	MO	9-6	378	202	600	33.67
7.	Bo Hedrick	KS	8-7	424	229	600	38.17
8.	Bob Filla	OH	8-7	405	218	600	36.33
9.	Dane Clark	GA	7-8	384	202	600	33.67
10.	Marvin Two Crow	TX	6.5-8.5	367	215	600	35.83
11.	Tim Ryan	IL	5.5-9.5	360	189	600	31.50
12.	Merle Alswager	NE	5-10	395	219	600	36.50
13.	Marvin Dirks	IA	5-10	331	166	600	27.67
14.	Donnie Kirkland	TX	3-12	302	193	600	32.17
15.	Leslie Mansell	TX	3-12	327	188	600	31.33
16.	John Humphries	TX	3-12	330	171	600	28.50



Men's Class D-1		State	W-L	Points	Rngrs	Shoes	%
1.	Robert Jackson	KS	12-3	483	232	600	38.67
2.	Tim Spexarth	KS	11.5-3.5	517	261	600	43.50
3.	Melvin Jeardoe	KS	11.5-3.5	458	239	600	39.83
4.	Ron Umbarger	IL	11-4	426	234	600	39.00
5.	Kurt Jochimsen	WI	10-5	481	241	600	40.17
6.	David Davis	OK	10-5	417	216	600	36.00
7.	Fred Oconnor	IL	9-6	396	217	600	36.17
8.	Paul Kennedy	TX	8-7	403	206	600	34.33
9.	Lee Watkins	IL	8-7	390	181	600	30.17
10.	Terry Day	TX	7-8	369	185	600	30.83
11.	Elvis D Blunt Sr	VA	5.5-9.5	369	214	600	35.67
12.	Jack Caudle	TX	5.5-9.5	342	169	600	28.17
13.	Pat Wemhoff	NE	5-10	367	191	600	31.83
14.	David Volz	WI	5-10	322	170	600	28.33
15.	Jerry Sneary	LA	1-14	216	130	600	21.67




Men's Class D-2		State	W-L	Points	Rngrs	Shoes	%
1.	Jim Kramp	IL	13.5-1.5	473	224	600	37.33
2.	James R Hartman	VA	13-2	474	256	600	42.67
3.	Gene Drozd	NE	10.5-4.5	432	227	600	37.83
4.	Joe Mueller	MN	10-5	437	222	600	37.00
5.	Wilfred Kahrig	OH	9.5-5.5	421	220	600	36.67
6.	Terry Sternberg	WI	8.5-6.5	424	189	600	31.50
7.	Tom Pritchett	TX	8-7	384	203	600	33.83
8.	Ralph Marthaler	WI	7.5-7.5	398	193	600	32.17
9.	Walter Hunt Jr	MD	7-8	448	204	600	34.00
10.	Pete Glennon	VT	7-8	370	193	600	32.17
11.	Harold Alexander	AR	6-9	364	197	600	32.83
12.	George Ricardo	LA	6-9	373	181	600	30.17
13.	Larry G. Brown	MO	5.5-9.5	334	146	600	24.33
14.	Ed Posey	TX	4-11	311	168	600	28.00
15.	Mike Green	IL	2.5-12.5	335	164	600	27.33
16.	Dennis Harville	CA	1.5-13.5	204	103	400	25.75




Men's Class E-1		State	W-L	Points	Rngrs	Shoes	%
1.	Paul Highlander	NC	14-1	541	234	600	39.00
2.	Fred Barfield	NJ	11-4	443	214	600	35.67
3.	Robert Cocagne	CA	11-4	417	180	600	30.00
4.	Tim Hayles	LA	10-5	422	207	600	34.50
5.	Richard Thompson	GA	9-6	385	164	600	27.33
6.	Mike Wood	IL	9-6	390	154	600	25.67
7.	Alex Carson	AZ	7-8	384	176	600	29.33
8.	Ronnie Miller	GA	7-8	367	159	600	26.50
9.	Owen Moore	MO	6-9	366	160	600	26.67
10.	Norm Demers	MA	6-9	364	151	600	25.17
11.	William Creighton	MN	6-9	350	141	600	23.50
12.	Tim Gilmore	LA	5.5-9.5	367	184	600	30.67
13.	Phil Marciniak	IN	5.5-9.5	350	148	600	24.67
14.	Mitch Duncan	KY	5-10	363	158	600	26.33
15.	Larry Pohlman	IL	4-11	314	174	600	29.00
16.	Don Hayes	KY	4-11	305	125	600	20.83


Men's Class E-2		State	W-L	Points	Rngrs	Shoes	%
1.	Patrick R Kanaly	FL	12-3	533	215	600	35.83
2.	James Miller	TX	11-4	416	191	600	31.83
3.	Bill Hurley	IN	10.5-4.5	402	174	600	29.00
4.	Jerry Lee Slaydon	NC	10-5	455	220	600	36.67
5.	Steve Frost	ME	9.5-5.5	431	198	600	33.00
6.	Bill Marvin	IL	8.5-6.5	468	191	600	31.83
7.	Ron Kindrick	AL	8-7	398	179	600	29.83
8.	Alex Lyszczasz	NJ	8-7	384	165	600	27.50
9.	Jim Mcelveen	GA	7-8	361	173	600	28.83
10.	Calvin Collier	AL	7-8	385	171	600	28.50
11.	John Wemhoff	NE	6-9	384	179	600	29.83
12.	Keith Kuzel	TX	6-9	384	177	600	29.50
13.	Jerry Zastrow	MN	5-10	374	172	600	28.67
14.	Lloyd Nichols	AR	5-10	327	150	600	25.00
15.	Gary Talafuse	TX	5-10	321	139	600	23.17
16.	John Hankins	KY	1.5-13.5	257	124	600	20.67




Men's Class F-1		State	W-L	Points	Rngrs	Shoes	%
1.	Roy Eakins	TX	13-2	520	240	600	40.00
2.	Dale Stromberg	CO	12-3	451	176	600	29.33
3.	Rick Weller	WI	10-5	446	205	600	34.17
4.	Dale Pearce	LA	10-5	403	197	600	32.83
5.	Ricky Whisenhunt	TX	10-5	397	180	600	30.00
6.	Jesse Dowell	MO	9-6	399	161	600	26.83
7.	Ron Welsh	NE	8-7	380	160	600	26.67
8.	Anthony Maltbia	AR	7-8	359	186	600	31.00
9.	Dave Sidles	NE	7-8	401	164	600	27.33
10.	Rick Wright	MN	7-8	391	156	600	26.00
11.	Mike Deer	OK	7-8	326	123	600	20.50
12.	Brenard Stubleski	LA	5-10	360	153	600	25.50
13.	Marvin Price	DE	5-10	329	152	600	25.33
14.	John Garcia	CA	5-10	314	119	600	19.83
15.	Craig Smith	WY	4-11	299	134	600	22.33
16.	Bruce Hinze	TX	1-14	121	46	400	11.50



Men's Class F-2		State	W-L	Points	Rngrs	Shoes	%
1.	Thomas Henkes	TX	13-2	498	184	600	30.67
2.	Kermit Greer	MD	12-3	461	176	600	29.33
3.	Sam Godbouldt	CA	10-5	477	192	600	32.00
4.	Jerry Steadham	TX	9.5-5.5	355	131	600	21.83
5.	Sid Dubs	NE	9-6	417	160	600	26.67
6.	Danny Wetzel	MO	9-6	341	118	600	19.67
7.	Danny Branson	MO	8-7	378	146	600	24.33
8.	Duke McPherson	NY	8-7	319	120	600	20.00
9.	Ron Murphy	TX	7.5-7.5	314	133	600	22.17
10.	Dave Shreve	IL	7-8	377	121	600	20.17
11.	Francois Van Zyl	YK	7-8	328	114	600	19.00
12.	Keith Johnson	MO	6-9	339	120	600	20.00
13.	Lyle A Dorler	NY	6-9	253	98	600	16.33
14.	Mike Ricardo	LA	4-11	253	99	600	16.50
15.	Troy Pehl	TX	4-11	216	89	600	14.83




Men's Class G-1		State	W-L	Points	Rngrs	Shoes	%
1.	Buddy Preston	AR	14-1	480	192	600	32.00
2.	Chuck Duymich	VA	12.5-2.5	497	199	600	33.17
3.	Roger Thyfault	AZ	12-3	410	159	600	26.50
4.	Martin Santillana	CA	10.5-4.5	393	181	600	30.17
5.	Danny Kyle	CA	9-6	402	162	600	27.00
6.	Steve Fuhrmann	TX	8-7	379	162	600	27.00
7.	Larry Pertuit	LA	8-7	378	145	600	24.17
8.	Milton Pearce	LA	8-7	332	140	600	23.33
9.	Larry Fettes III	IL	7.5-7.5	395	190	600	31.67
10.	Randy Stophel	NC	6.5-8.5	381	166	600	27.67
11.	James McDaniel	IL	6-9	364	147	600	24.50
12.	Omer Howard	KY	6-9	360	136	600	22.67
13.	Bob Oconnell	CT	5-10	335	132	600	22.00
14.	Ron Hohimer	IL	4-11	338	145	600	24.17
15.	John Straley	TX	2-13	234	102	600	17.00
16.	Donnie Irby	LA	1-14	272	122	600	20.33




# MEN'S DIVISION


# MEN'S DIVISION




Men's Class G-2		State	W-L	Points	Rngrs	Shoes	%
1.	Helgard Hansen	YK	12-3	562	222	600	37.00
2.	Lonny Bowles	OH	10-5	436	172	600	28.67
3.	Larry Brabec	MN	10-5	439	157	602	26.08
4.	Ed Thigpen	TX	9-6	403	176	600	29.33
5.	Charles Savoy	LA	9-6	415	171	602	28.41
6.	Kenneth H Dombroski	NY	9-6	360	110	600	18.33
7.	Al Dodson	LA	9-6	371	107	600	17.83
8.	Bob Brakhane	IL	8-7	440	166	600	27.67
9.	Mike Zahn	WI	8-7	343	130	600	21.67
10.	Kevin D. Chambers	MO	7-8	319	107	600	17.83
11.	Clayton Afinowicz	TX	6-9	320	137	600	22.83
12.	Andy Layne	TX	6-9	327	121	600	20.17
13.	Paul L. Beard Jr.	MO	5-10	323	137	600	22.83
14.	Lee Howington	GA	5-10	330	127	600	21.17
15.	Scott Raimer	MO	5-10	300	119	600	19.83
16.	Albert Strohl	NY	2-13	207	90	600	15.00



Men's Class H-1		State	W-L	Points	Rngrs	Shoes	%
1.	Jeffery Hill	AR	12.5-2.5	533	191	600	31.83
2.	Douglas Stewien	TX	12-3	385	118	600	19.67
3.	Al Blumer	MN	11.5-3.5	449	152	600	25.33
4.	Mickey Eubanks	AR	11-4	408	152	600	25.33
5.	Roland Bertrand	LA	9.5-5.5	388	148	600	24.67
6.	Robert Bastel	MO	9-6	333	132	600	22.00
7.	Carl Buchanan	OH	9-6	351	123	600	20.50
8.	Dick Seyler	DE	9-6	364	108	600	18.00
9.	Steve Gibson	UT	8-7	317	114	600	19.00
10.	Steve Bruemmer	MO	7-8	303	93	600	15.50
11.	Kenneth Kerlin	TX	6.5-8.5	246	56	600	9.33
12.	Buddy Lampkin	KY	6-9	308	106	600	17.67
13.	Robert W Trank	NY	6-9	308	75	600	12.50
14.	Richard A Johnson	TX	2-13	220	51	600	8.50
15.	Mike Harrison	AL	1-14	174	56	600	9.33




Men's Class H-2		State	W-L	Points	Rngrs	Shoes	%
1.	Wayne Saulsbury	DE	13-3	502	175	640	27.34
2.	Larry J Morris Jr	VA	12-4	466	160	640	25.00
3.	Fred Rich	FL	10.5-4.5	372	101	600	16.83
4.	John Riemenschneider	NE	10-5	401	141	600	23.50
5.	Blaine Scott	UT	10-5	411	131	600	21.83
6.	Michael L. Gillespie	MO	9-6	375	135	600	22.50
7.	Boyd Hageman	NE	8-7	347	121	600	20.17
8.	Ray Mallo	WI	8-7	356	114	600	19.00
9.	James H. Caufield	MO	8-7	340	104	600	17.33
10.	Steve Rotach	LA	6-9	314	103	600	17.17
11.	Mike Holley	AB	5.5-9.5	248	86	600	14.33
12.	Larry Anderson	MO	5-10	307	118	600	19.67
13.	Jim Rebrovich	MN	5-10	283	113	600	18.83
14.	Art Jackson	OH	5-10	321	92	600	15.33
15.	Rich Carvell	IL	4-11	229	72	600	12.00
16.	Mike Littell	MN	2-13	256	87	600	14.50




Men's Class I-1		State	W-L	Points	Rngrs	Shoes	%
1.	H C Harwell	TX	13-2	455	133	600	22.17
2.	Robin Constance	MN	12-3	401	136	600	22.67
3.	Seth Limbach	NE	11-4	395	122	600	20.33
4.	Jim Quist	WA	10.5-4.5	380	103	600	17.17
5.	Thomas Shannon	OK	10-5	374	107	600	17.83
6.	Jerry Campbell	OH	10-5	357	106	600	17.67
7.	Bill Seither	LA	9-6	362	99	600	16.50
8.	Paul Baehl	IN	8.5-6.5	348	107	600	17.83
9.	Tim Segrest	AL	8-7	278	73	600	12.17
10.	John Green	OH	7-8	278	91	600	15.17
11.	Greg Smith	LA	7-8	305	81	600	13.50
12.	John Press	IL	5-10	287	92	600	15.33
13.	William Pitts	AL	5-10	241	76	600	12.67
14.	Coyce Allen	TX	3-12	152	36	600	6.00
15.	Danny Berry	TX	1-14	109	29	440	6.59

# MEN'S DIVISION


Men's Class I-2		State	W-L	Points	Rngrs	Shoes	%
1.	Alan Jones	AZ	14-1	452	140	600	23.33
2.	Jay Jackson	KS	12.5-2.5	359	98	600	16.33
3.	Allen Reeder	OR	11-4	359	103	600	17.17
4.	Mark Nord	WI	10-5	359	107	600	17.83
5.	James H. Adkins	MO	10-5	314	78	600	13.00
6.	Jeff Henkes	TX	9.5-5.5	312	73	600	12.17
7.	Wayne Welch	TX	8-7	304	91	600	15.17
8.	Bret Myers	MO	8-7	306	84	600	14.00
9.	Jim Rosenthal	IL	8-7	258	57	600	9.50
10.	Ernie Ellermann Jr.	MO	6.5-8.5	300	97	600	16.17
11.	Jason Gill	TX	6.5-8.5	262	79	600	13.17
12.	Gene Limbach	NE	6-9	270	48	600	8.00
13.	Mark Stevens	AL	5-10	277	74	600	12.33
14.	Philip Timberman	CO	3-12	209	52	600	8.67
15.	Jim Dees	IL	2-13	176	46	520	8.85



Men's Class J-1		State	W-L	Points	Rngrs	Shoes	%
1.	Steven Bailey	IL	14-1	437	110	600	18.33
2.	Larry Munhofen	NE	13-2	418	124	600	20.67
3.	Ernest Decker	GA	12-3	419	113	600	18.83
4.	Royce D Reid	TX	12-3	376	98	600	16.33
5.	Kevin McCormick	IL	8.5-6.5	306	68	600	11.33
6.	Jim Mortinger	KS	8-7	291	86	600	14.33
7.	CJ Bertrand	LA	8-7	296	74	600	12.33
8.	David Greer	TX	8-7	276	64	600	10.67
9.	Dave Pedigo	IL	8-7	279	61	600	10.17
10.	Jim Haley	GA	6.5-8.5	243	64	600	10.67
11.	Donald Ray Wendler	TX	6-9	245	48	600	8.00
12.	Daren Chambers	MN	5-10	221	63	600	10.50
13.	Walter R Jackson	TX	5-10	218	52	600	8.67
14.	Daniel L. Olson	MO	4-11	169	50	600	8.33
15.	David Watson	TX	2-13	170	35	600	5.83



Men's Class J-2		State	W-L	Points	Rngrs	Shoes	%
1.	Nic Van Stryp	YK	12-1	414	97	520	18.65
2.	Thomas Venter	YK	11-2	387	96	520	18.46
3.	Mike Anderson	CA	11-2	301	60	520	11.54
4.	Craig Rippetto	AR	10-3	351	92	520	17.69
5.	William Weaver	AR	6.5-6.5	222	48	520	9.23
6.	Peter Skiehar	AB	6.5-6.5	198	44	520	8.46
7.	Jim A. Jones	MO	6-7	235	58	520	11.15
8.	Ron Smith	LA	6-7	206	57	520	10.96
9.	Don Hathcock	AL	5-8	178	31	520	5.96
10.	Paul Olson	MN	4.5-8.5	192	41	520	7.88
11.	Garry Jackson	OK	4.5-8.5	184	31	520	5.96
12.	Roger R Chase	NY	3-10	113	27	520	5.19
13.	Jerry Lewis	KS	3-10	102	19	520	3.65
14.	John Carlton	IL	2-11	137	13	520	2.50



## Support the NHPF

The only horseshoe pitching related charity needs your tax-deductible donations to support many programs of the sport including the Hall of Fame and Grants to install new or upgrade existing courts.

### Deadlines for Grant Applications


*March 1 and September 1*

Mail inquires & contributions to:

NHPF  
P.O. Box 1628  
Penn Valley, CA 95946



# SENIOR MEN'S CHAMPIONSHIP CLASS 2011 WORLD TOURNAMENT



Pos	Pitcher	Qualifying Average	State	W-L	Points	Rngrs	Shoes	Ringer %
1.	Charlie Webb	57.83	IL	10-1	445	307	520	59.04
2.	Dan Dunn	57.03	IN	8-3	411	311	540	57.59
3.	Rich Knerem Sr.	61.68	OH	8-3	421	275	496	55.44
4.	Tom Westbrook	58.00	SC	8-3	410	300	550	54.55
5.	Ron Deckard	64.84	FL	7-4	395	319	532	59.96
6.	Thomas Gallina	67.00	ON	5-6	390	329	578	56.92
7.	Jerry Comstock	55.33	CO	5-6	318	254	522	48.66
8.	Stan Leis	49.00	ON	4-7	373	313	620	50.48
9.	Ronald R. LeGrand	56.33	MO	4-7	294	244	494	49.39
10.	Bill Navratil	55.33	CT	3-8	308	267	522	51.15
11.	Bruce McLinn	46.80	WI	3-8	324	241	542	44.46
12.	George Huntington	48.97	IL	1-10	254	211	512	41.21

## 1. Charlie Webb 14-2

	Opponent	Score	Rgrs	Shoes	%
1.	Bill Navratil	41/19	26	44	59.09
2.	Ronald R. LeGrand	40/10	16	26	61.54
3.	Bruce McLinn	42/21	19	42	45.24
4.	George Huntington	40/11	21	36	58.33
5.	Stan Leis	41/25	36	56	64.29
6.	Jerry Comstock	40/0	16	22	72.73
7.	Rich Knerem Sr.	41/34	29	54	53.70
8.	Thomas Gallina	40/34	32	54	59.26
9.	Dan Dunn	33/43	34	60	56.67
10.	Ron Deckard	45/30	40	62	64.52
11.	Tom Westbrook	42/28	38	64	59.38
		<b>445</b>	<b>307</b>	<b>520</b>	<b>59.04</b>

## 2. Dan Dunn 8-3

	Opponent	Score	Rgrs	Shoes	%
1.	Ronald R. LeGrand	43/20	24	46	52.17
2.	Bruce McLinn	41/30	31	48	64.58
3.	George Huntington	40/19	27	46	58.70
4.	Stan Leis	41/29	23	44	52.27
5.	Jerry Comstock	33/40	35	68	51.47
6.	Bill Navratil	27/41	25	50	50.00
7.	Thomas Gallina	44/20	32	46	69.57
8.	Ron Deckard	40/27	36	54	66.67
9.	Charlie Webb	43/33	38	60	63.33
10.	Tom Westbrook	19/41	14	34	41.18
11.	Rich Knerem Sr.	40/27	26	44	59.09
		<b>411</b>	<b>311</b>	<b>540</b>	<b>57.59</b>

## 3. Rich Knerem Sr. 8-3

	Opponent	Score	Rgrs	Shoes	%
1.	Stan Leis	41/27	29	46	63.04
2.	Jerry Comstock	42/26	27	44	61.36
3.	Bill Navratil	44/21	32	46	69.57
4.	Ronald R. LeGrand	41/0	17	26	65.38
5.	Bruce McLinn	40/27	27	46	58.70
6.	George Huntington	41/18	18	36	50.00
7.	Charlie Webb	34/41	24	54	44.44
8.	Tom Westbrook	29/42	24	52	46.15
9.	Ron Deckard	42/29	28	50	56.00
10.	Thomas Gallina	40/29	28	52	53.85
11.	Dan Dunn	27/40	21	44	47.73
		<b>421</b>	<b>275</b>	<b>496</b>	<b>55.44</b>

## 4. Tom Westbrook 8-3

	Opponent	Score	Rgrs	Shoes	%
1.	Jerry Comstock	18/40	18	40	45.00
2.	Bill Navratil	40/13	19	38	50.00
3.	Ronald R. LeGrand	41/15	28	44	63.64
4.	Bruce McLinn	40/28	29	52	55.77
5.	George Huntington	42/25	22	48	45.83
6.	Stan Leis	42/38	34	64	53.13
7.	Ron Deckard	36/42	32	56	57.14
8.	Rich Knerem Sr.	42/29	32	52	61.54
9.	Thomas Gallina	40/34	32	58	55.17
10.	Dan Dunn	41/19	22	34	64.71
11.	Charlie Webb	28/42	32	64	50.00
		<b>410</b>	<b>300</b>	<b>550</b>	<b>54.55</b>

**5. Ron Deckard 7-4**

	Opponent	Score	Rgrs	Shoes	%
1.	George Huntington	40/7	20	34	58.82
2.	Stan Leis	41/18	34	52	65.38
3.	Jerry Comstock	43/6	25	34	73.53
4.	Bill Navratil	40/36	27	46	58.70
5.	Ronald R. LeGrand	44/26	37	52	71.15
6.	Bruce McLinn	42/19	22	40	55.00
7.	Tom Westbrook	42/36	34	56	60.71
8.	Dan Dunn	27/40	32	54	59.26
9.	Rich Knerem Sr.	29/42	23	50	46.00
10.	Charlie Webb	30/45	33	62	53.23
11.	Thomas Gallina	17/41	32	52	61.54
		<b>395</b>	<b>319</b>	<b>532</b>	<b>59.96</b>

**7. Jerry Comstock 5-6**

	Opponent	Score	Rgrs	Shoes	%
1.	Tom Westbrook	40/18	25	40	62.50
2.	Rich Knerem Sr.	26/42	22	44	50.00
3.	Ron Deckard	6/43	15	34	44.12
4.	Thomas Gallina	28/43	26	52	50.00
5.	Dan Dunn	40/33	36	68	52.94
6.	Charlie Webb	0/40	4	22	18.18
7.	George Huntington	42/21	17	38	44.74
8.	Stan Leis	40/33	33	72	45.83
9.	Bill Navratil	29/41	23	46	50.00
10.	Ronald R. LeGrand	27/45	26	52	50.00
11.	Bruce McLinn	40/30	27	54	50.00
		<b>318</b>	<b>254</b>	<b>522</b>	<b>48.66</b>

**9. Ronald R. LeGrand 4-7**

	Opponent	Score	Rgrs	Shoes	%
1.	Dan Dunn	20/43	18	46	39.13
2.	Charlie Webb	10/40	7	26	26.92
3.	Tom Westbrook	15/41	20	44	45.45
4.	Rich Knerem Sr.	0/41	6	26	23.08
5.	Ron Deckard	26/44	30	52	57.69
6.	Thomas Gallina	16/40	19	36	52.78
7.	Bruce McLinn	41/19	23	46	50.00
8.	George Huntington	42/21	25	48	52.08
9.	Stan Leis	38/41	33	62	53.23
10.	Jerry Comstock	45/27	31	52	59.62
11.	Bill Navratil	41/38	32	56	57.14
		<b>294</b>	<b>244</b>	<b>494</b>	<b>49.39</b>

**11. Bruce McLinn 3-8**

	Opponent	Score	Rgrs	Shoes	%
1.	Thomas Gallina	40/28	32	62	51.61
2.	Dan Dunn	30/41	27	48	56.25
3.	Charlie Webb	21/42	14	42	33.33
4.	Tom Westbrook	28/40	23	52	44.23
5.	Rich Knerem Sr.	27/40	22	46	47.83
6.	Ron Deckard	19/42	16	40	40.00
7.	Ronald R. LeGrand	19/41	15	46	32.61
8.	Bill Navratil	40/15	23	42	54.76
9.	George Huntington	43/35	22	52	42.31
10.	Stan Leis	27/42	23	58	39.66
11.	Jerry Comstock	30/40	24	54	44.44
		<b>324</b>	<b>241</b>	<b>542</b>	<b>44.46</b>

**6. Thomas Gallina 5-6**

	Opponent	Score	Rgrs	Shoes	%
1.	Bruce McLinn	28/40	30	62	48.39
2.	George Huntington	38/41	33	64	51.56
3.	Stan Leis	40/36	30	58	51.72
4.	Jerry Comstock	43/28	30	52	57.69
5.	Bill Navratil	43/24	27	44	61.36
6.	Ronald R. LeGrand	40/16	27	36	75.00
7.	Dan Dunn	20/44	24	46	52.17
8.	Charlie Webb	34/40	31	54	57.41
9.	Tom Westbrook	34/40	31	58	53.45
10.	Rich Knerem Sr.	29/40	26	52	50.00
11.	Ron Deckard	41/17	40	52	76.92
		<b>390</b>	<b>329</b>	<b>578</b>	<b>56.92</b>

**8. Stan Leis 4-7**

	Opponent	Score	Rgrs	Shoes	%
1.	Rich Knerem Sr.	27/41	26	46	56.52
2.	Ron Deckard	18/41	29	52	55.77
3.	Thomas Gallina	36/40	29	58	50.00
4.	Dan Dunn	29/41	18	44	40.91
5.	Charlie Webb	25/41	34	56	60.71
6.	Tom Westbrook	38/42	35	64	54.69
7.	Bill Navratil	44/19	27	54	50.00
8.	Jerry Comstock	33/40	30	72	41.67
9.	Ronald R. LeGrand	41/38	33	62	53.23
10.	Bruce McLinn	42/27	28	58	48.28
11.	George Huntington	40/34	24	54	44.44
		<b>373</b>	<b>313</b>	<b>620</b>	<b>50.48</b>


**10. Bill Navratil 3-8**

	Opponent	Score	Rgrs	Shoes	%
1.	Charlie Webb	19/41	21	44	47.73
2.	Tom Westbrook	13/40	12	38	31.58
3.	Rich Knerem Sr.	21/44	25	46	54.35
4.	Ron Deckard	36/40	27	46	58.70
5.	Thomas Gallina	24/43	21	44	47.73
6.	Dan Dunn	41/27	30	50	60.00
7.	Stan Leis	19/44	19	54	35.19
8.	Bruce McLinn	15/40	18	42	42.86
9.	Jerry Comstock	41/29	28	46	60.87
10.	George Huntington	41/22	34	56	60.71
11.	Ronald R. LeGrand	38/41	32	56	57.14
		<b>308</b>	<b>267</b>	<b>522</b>	<b>51.15</b>


**12. George Huntington 1-10**

	Opponent	Score	Rgrs	Shoes	%
1.	Ron Deckard	7/40	12	34	35.29
2.	Thomas Gallina	41/38	33	64	51.56
3.	Dan Dunn	19/40	21	46	45.65
4.	Charlie Webb	11/40	13	36	36.11
5.	Tom Westbrook	25/42	17	48	35.42
6.	Rich Knerem Sr.	18/41	11	36	30.56
7.	Jerry Comstock	21/42	11	38	28.95
8.	Ronald R. LeGrand	21/42	20	48	41.67
9.	Bruce McLinn	35/43	21	52	40.38
10.	Bill Navratil	22/41	28	56	50.00
11.	Stan Leis	34/40	24	54	44.44
		<b>254</b>	<b>211</b>	<b>512</b>	<b>41.21</b>


# SENIOR MEN'S DIVISION



Senior Men's A		State	W-L	Points	Rngrs	Shoes	%
1.	Ron Deckard	FL	14-2	552	415	640	64.84
2.	Dan Dunn	IN	13-3	498	365	640	57.03
3.	Tom Westbrook	SC	11.5-3.5	496	348	600	58.00
4.	Ronald R. LeGrand	MO	11.5-3.5	436	338	600	56.33
5.	Thomas Gallina	ON	11-4	522	402	600	67.00
6.	Rich Knerem Sr.	OH	10-5	507	371	600	61.83
7.	Bill Navratil	CT	8.5-6.5	394	332	600	55.33
8.	Charlie Webb	IL	8-7	421	347	600	57.83
9.	Jerry Comstock	CO	8-7	407	332	600	55.33
10.	Roy Buhler	UT	6.5-8.5	369	287	600	47.83
11.	George Huntington	IL	6-9	331	287	600	47.83
12.	Hal Griswold	CA	5-10	327	244	600	40.67
13.	Delbert Fourman	OH	4-11	300	247	600	41.17
14.	Stan Leis	ON	2-13	344	294	600	49.00
15.	Buck Prewette	NC	1-14	89	72	200	36.00




Senior Men's B		State	W-L	Points	Rngrs	Shoes	%
1.	Bruce McLinn	WI	13-2	518	287	600	47.83
2.	Glen E Hoppes	IN	12-3	519	261	600	43.50
3.	Kenneth Schaver	IL	10-5	459	268	600	44.67
4.	Phil Gross	IN	10-5	427	254	600	42.33
5.	Duck Engelhardt	TX	9.5-5.5	431	229	600	38.17
6.	Michael Shreve	NM	9-6	446	255	600	42.50
7.	Paul Stewart	NC	8.5-6.5	416	228	600	38.00
8.	Bill Koons	IL	8-7	427	255	600	42.50
9.	Wayne Waggoner	IN	8-7	408	230	600	38.33
10.	Glenn Bogenschneider	WI	8-7	402	225	600	37.50
11.	Howard Hawes	FL	6-9	376	219	600	36.50
12.	Frank Billingsley	AL	6-9	337	201	600	33.50
13.	Al Ross	OK	5-10	441	254	600	42.33
14.	Toby Young	IN	5-10	350	201	600	33.50
15.	Charles Fromm	ON	2-13	329	197	600	32.83
16.	Jim Brandenburg	AR	0-15	208	105	600	17.50




Senior Men's C		State	W-L	Points	Rngrs	Shoes	%
1.	Hiram Chaffin	AR	12.5-2.5	557	240	600	40.00
2.	Julian Tijerina	WI	12-3	422	188	600	31.33
3.	John Barney	CA	12-3	462	183	600	30.50
4.	Gaston Dallaire	ON	10.5-4.5	391	180	600	30.00
5.	Al Huizenga	WI	10-5	522	249	600	41.50
6.	Rick Patchkowski	MI	9-6	434	197	600	32.83
7.	Mel Yockstick	CO	9-6	428	175	600	29.17
8.	Roy Stallsmith	NM	8.5-6.5	394	181	600	30.17
9.	Fred Grossl	N	8-7	374	198	600	33.00
10.	Barney Bell	KS	7-8	370	165	600	27.50
11.	Dan Sanders	OH	7-8	359	152	600	25.33
12.	Ron Sanderson	TX	5.5-9.5	329	158	600	26.33
13.	Alvin Duplantier	LA	4-11	257	122	600	20.33
14.	Harlen Rippetoe	CA	3-12	273	142	600	23.67
15.	Greg Augustine	LA	2-13	314	170	600	28.33


Senior Men's D		State	W-L	Points	Rngrs	Shoes	%
1.	Larry Collette	KS	11-3	439	179	560	31.96
2.	Danny Patterson	TX	11-4	460	189	600	31.50
3.	Don Matzenbacher	IL	11-4	451	177	600	29.50
4.	Wayne McGehee	AL	10-4	365	166	560	29.64
5.	Andy Janosik	ON	9-4	383	149	520	28.65
6.	LaVerne Schroeder	IL	7-6	376	132	520	25.38
7.	Stan Bonnes	CO	7-6	318	126	520	24.23
8.	Bill Campbell	TX	6.5-6.5	289	123	520	23.65
9.	Darrell Graham	AR	5.5-7.5	330	124	520	23.85
10.	Wayne Belcher	KY	5-8	301	161	520	30.96
11.	Dave Fisher	PA	4-9	292	128	520	24.62
12.	Wm Glenn Rippetoe	CA	4-9	194	80	520	15.38
13.	Jim Watson	IN	3-10	237	114	520	21.92



Senior Men's E		State	W-L	Points	Rngrs	Shoes	%
1.	Harry Menegay	OH	11-1	355	137	480	28.54
2.	Floyd Maxwell	TN	10-2	376	140	480	29.17
3.	Ken Rodenberg	CO	8-3	299	107	440	24.32
4.	Steve Mayo	AR	8-3	278	82	440	18.64
5.	Tom Malaise	TX	7-4	269	97	440	22.05
6.	Charles Knotts	NM	6-5	185	63	440	14.32
7.	Don Billingsley	GA	5-6	191	70	440	15.91
8.	Wayne Callicoatte	TX	4-7	246	87	440	19.77
9.	John Petraitis	CO	4-7	207	66	440	15.00
10.	Ronald Kohn	MI	3-8	188	53	440	12.05




Senior Men's F		State	W-L	Points	Rngrs	Shoes	%
1.	Dick Hansen	WI	9-0	249	68	360	18.89
2.	WD Beshea	LA	6-3	244	61	360	16.94
3.	Tom Steinke	WI	5-4	201	68	360	18.89
4.	James Bond	CO	4.5-4.5	212	57	360	15.83
5.	Donovan Floming	IL	4-5	178	46	360	12.78
6.	Roosevelt Morse	LA	4-5	178	40	360	11.11
7.	Jerry R. Dugan	KS	4-5	143	37	360	10.28
8.	James R Miller	IN	3.5-5.5	138	35	360	9.72
9.	Lewis Ayers	OH	3-6	168	54	360	15.00
10.	Walter Burtner	PA	2-7	159	40	360	11.11



Senior Men's Play-off for Move-up		State	W-L	Points	Rngrs	Shoes	%
1.	George Huntington	IL	2-0	85	46	80	57.50
2.	Bruce McLinn	WI	1-1	40	31	80	38.75
3.	Roy Buhler	UT	0-2	39	26	80	32.50

# SENIOR MEN'S DIVISION

# ELDER MEN'S 30' CHAMPIONSHIP CLASS 2011 WORLD TOURNAMENT



Pos	Pitcher	Qualifying						
		Average	State	W-L	Points	Rngrs	Shoes	Ringer %
1.	Russ Phillips	76.00	WA	13-2	625	850	1038	81.89
2.	Rich Pintor	75.17	CO	12-3	586	649	844	76.90
3.	Ed Arionus	74.67	TX	11-4	577	720	920	78.26
4.	Bobby Fields	77.67	TN	10-5	507	687	904	76.00
5.	Paul McGee	66.00	MD	9-6	548	638	870	73.33
6.	Paul McCreery	73.00	TX	9-6	520	674	932	72.32
7.	Herschel Walters	73.67	IN	9-6	503	611	848	72.05
8.	Charles Dougherty	68.83	OH	9-6	522	699	978	71.47
9.	Doug Farnsworth	66.01	TN	8-7	467	688	968	71.07
10.	Gregg Craven	75.77	MO	7-8	501	699	942	74.20
11.	Howard Barnett	64.83	WV	7-8	449	523	788	66.37
12.	Charles Gray	66.83	TN	4-11	458	538	812	66.26
13.	Robert Moulin	62.50	NC	4-11	435	507	808	62.75
14.	Ted Sprinkle	60.67	IN	4-11	386	506	826	61.26
15.	Bobby Vandivier	65.33	IL	3-12	404	519	836	62.08
16.	Dallas Ricker	61.41	AL	1-14	290	418	746	56.03

## 1. Russ Phillips 13-2

	Opponent	Score	Rgrs	Shoes	%
1.	Dallas Ricker	45/9	42	52	80.77
2.	Robert Moulin	42/25	43	52	82.69
3.	Howard Barnett	40/10	46	56	82.14
4.	Ted Sprinkle	41/27	58	74	78.38
5.	Paul McGee	38/45	53	70	75.71
6.	Doug Farnsworth	45/11	53	60	88.33
7.	Charles Gray	40/19	49	62	79.03
8.	Bobby Vandivier	40/27	42	58	72.41
9.	Paul McCreery	41/21	74	86	86.05
10.	Ed Arionus	44/36	87	102	85.29
11.	Herschel Walters	41/21	45	56	80.36
12.	Charles Dougherty	39/41	67	82	81.71
13.	Gregg Craven	40/38	69	86	80.23
14.	Rich Pintor	44/29	65	78	83.33
15.	Bobby Fields	45/11	57	64	89.06
		<b>625</b>	<b>850</b>	<b>1038</b>	<b>81.89</b>

## 2. Rich Pintor 12-3

	Opponent	Score	Rgrs	Shoes	%
1.	Howard Barnett	42/19	30	46	65.22
2.	Ted Sprinkle	40/7	27	40	67.50
3.	Dallas Ricker	44/4	28	32	87.50
4.	Robert Moulin	41/24	42	54	77.78
5.	Charles Gray	42/13	35	44	79.55
6.	Bobby Vandivier	40/3	21	24	87.50
7.	Paul McGee	42/30	51	66	77.27
8.	Doug Farnsworth	41/13	33	42	78.57
9.	Ed Arionus	42/38	76	96	79.17
10.	Paul McCreery	40/29	62	76	81.58
11.	Charles Dougherty	41/28	38	56	67.86
12.	Herschel Walters	37/40	41	60	68.33
13.	Bobby Fields	40/18	48	56	85.71
14.	Russ Phillips	29/44	60	78	76.92
15.	Gregg Craven	25/40	57	74	77.03
		<b>586</b>	<b>649</b>	<b>844</b>	<b>76.90</b>

## 3. Ed Arionus 11-4

	Opponent	Score	Rgrs	Shoes	%
1.	Bobby Vandivier	42/20	33	44	75.00
2.	Paul McGee	19/42	50	68	73.53
3.	Doug Farnsworth	41/12	50	60	83.33
4.	Charles Gray	42/31	35	48	72.92
5.	Ted Sprinkle	41/9	26	32	81.25
6.	Dallas Ricker	43/7	29	36	80.56
7.	Robert Moulin	40/0	20	24	83.33
8.	Howard Barnett	41/24	49	62	79.03
9.	Rich Pintor	38/42	75	96	78.13
10.	Russ Phillips	36/44	85	102	83.33
11.	Gregg Craven	41/39	72	94	76.60
12.	Bobby Fields	28/42	44	68	64.71
13.	Charles Dougherty	40/21	63	74	85.14
14.	Paul McCreery	43/23	49	62	79.03
15.	Herschel Walters	42/16	40	50	80.00
		<b>577</b>	<b>720</b>	<b>920</b>	<b>78.26</b>

## 4. Bobby Fields 10-5

	Opponent	Score	Rgrs	Shoes	%
1.	Ted Sprinkle	43/14	43	54	79.63
2.	Dallas Ricker	42/19	32	42	76.19
3.	Robert Moulin	41/23	38	50	76.00
4.	Howard Barnett	43/13	43	50	86.00
5.	Bobby Vandivier	41/16	56	70	80.00
6.	Paul McGee	16/41	39	56	69.64
7.	Doug Farnsworth	40/21	63	76	82.89
8.	Charles Gray	41/29	41	54	75.93
9.	Charles Dougherty	44/38	61	78	78.21
10.	Herschel Walters	42/23	83	94	88.30
11.	Paul McCreery	18/40	16	36	44.44
12.	Ed Arionus	42/28	48	68	70.59
13.	Rich Pintor	18/40	41	56	73.21
14.	Gregg Craven	25/41	38	56	67.86
15.	Russ Phillips	11/45	45	64	70.31
		<b>507</b>	<b>687</b>	<b>904</b>	<b>76.00</b>

**5. Paul McGee 9-6**

	Opponent	Score	Rgrs	Shoes	%
1.	Herschel Walters	6/40	22	38	57.89
2.	Ed Arionus	42/19	57	68	83.82
3.	Charles Dougherty	39/42	60	82	73.17
4.	Paul McCreery	42/26	36	50	72.00
5.	Russ Phillips	45/38	56	70	80.00
6.	Bobby Fields	41/16	47	56	83.93
7.	Rich Pintor	30/42	47	66	71.21
8.	Gregg Craven	40/4	41	44	93.18
9.	Robert Moulin	45/18	36	48	75.00
10.	Ted Sprinkle	40/2	30	36	83.33
11.	Howard Barnett	26/41	31	54	57.41
12.	Dallas Ricker	42/25	34	52	65.38
13.	Doug Farnsworth	35/42	61	80	76.25
14.	Charles Gray	40/27	39	56	69.64
15.	Bobby Vandivier	35/42	41	70	58.57
		<b>548</b>	<b>638</b>	<b>870</b>	<b>73.33</b>

**7. Herschel Walters 9-6**

	Opponent	Score	Rgrs	Shoes	%
1.	Paul McGee	40/6	32	38	84.21
2.	Doug Farnsworth	42/22	48	66	72.73
3.	Charles Gray	42/21	27	38	71.05
4.	Bobby Vandivier	44/30	26	40	65.00
5.	Dallas Ricker	40/16	32	48	66.67
6.	Robert Moulin	40/33	42	64	65.63
7.	Howard Barnett	41/24	37	52	71.15
8.	Ted Sprinkle	25/45	41	64	64.06
9.	Gregg Craven	42/6	38	46	82.61
10.	Bobby Fields	23/42	76	94	80.85
11.	Russ Phillips	21/41	39	56	69.64
12.	Rich Pintor	40/37	42	60	70.00
13.	Paul McCreery	19/40	41	58	70.69
14.	Charles Dougherty	28/40	58	74	78.38
15.	Ed Arionus	16/42	32	50	64.00
		<b>503</b>	<b>611</b>	<b>848</b>	<b>72.05</b>

**9. Doug Farnsworth 8-7**

	Opponent	Score	Rgrs	Shoes	%
1.	Paul McCreery	41/32	54	70	77.14
2.	Herschel Walters	22/42	41	66	62.12
3.	Ed Arionus	12/41	42	60	70.00
4.	Charles Dougherty	36/40	50	72	69.44
5.	Gregg Craven	40/30	51	66	77.27
6.	Russ Phillips	11/45	41	60	68.33
7.	Bobby Fields	21/40	57	76	75.00
8.	Rich Pintor	13/41	24	42	57.14
9.	Dallas Ricker	42/25	33	50	66.00
10.	Howard Barnett	22/42	33	50	66.00
11.	Robert Moulin	41/39	51	74	68.92
12.	Ted Sprinkle	42/32	51	72	70.83
13.	Paul McGee	42/35	63	80	78.75
14.	Bobby Vandivier	40/29	44	60	73.33
15.	Charles Gray	42/30	53	70	75.71
		<b>467</b>	<b>688</b>	<b>968</b>	<b>71.07</b>

**11. Howard Barnett 7-8**

	Opponent	Score	Rgrs	Shoes	%
1.	Rich Pintor	19/42	24	46	52.17
2.	Gregg Craven	18/42	24	44	54.55
3.	Russ Phillips	10/40	37	56	66.07
4.	Bobby Fields	13/43	33	50	66.00
5.	Charles Dougherty	22/40	32	52	61.54
6.	Paul McCreery	26/42	50	72	69.44
7.	Herschel Walters	24/41	33	52	63.46
8.	Ed Arionus	24/41	43	62	69.35
9.	Bobby Vandivier	41/17	37	50	74.00
10.	Doug Farnsworth	42/22	40	50	80.00
11.	Paul McGee	41/26	36	54	66.67
12.	Charles Gray	42/36	40	62	64.52
13.	Ted Sprinkle	42/38	34	54	62.96
14.	Dallas Ricker	40/14	34	44	77.27
15.	Robert Moulin	45/21	26	40	65.00
		<b>449</b>	<b>523</b>	<b>788</b>	<b>66.37</b>

**6. Paul McCreery 9-6**

	Opponent	Score	Rgrs	Shoes	%
1.	Doug Farnsworth	32/41	51	70	72.86
2.	Charles Gray	40/17	40	48	83.33
3.	Bobby Vandivier	40/28	47	64	73.44
4.	Paul McGee	26/42	31	50	62.00
5.	Robert Moulin	41/26	40	56	71.43
6.	Howard Barnett	42/26	55	72	76.39
7.	Ted Sprinkle	41/34	42	68	61.76
8.	Dallas Ricker	41/25	32	52	61.54
9.	Russ Phillips	21/41	67	86	77.91
10.	Rich Pintor	29/40	58	76	76.32
11.	Bobby Fields	40/18	24	36	66.67
12.	Gregg Craven	40/38	57	74	77.03
13.	Herschel Walters	40/19	47	58	81.03
14.	Ed Arionus	23/43	43	62	69.35
15.	Charles Dougherty	24/42	40	60	66.67
		<b>520</b>	<b>674</b>	<b>932</b>	<b>72.32</b>

**8. Charles Dougherty 9-6**

	Opponent	Score	Rgrs	Shoes	%
1.	Charles Gray	12/41	26	46	56.52
2.	Bobby Vandivier	40/32	38	58	65.52
3.	Paul McGee	42/39	60	82	73.17
4.	Doug Farnsworth	40/36	51	72	70.83
5.	Howard Barnett	40/22	37	52	71.15
6.	Ted Sprinkle	27/41	38	64	59.38
7.	Dallas Ricker	43/28	41	60	68.33
8.	Robert Moulin	42/25	33	50	66.00
9.	Bobby Fields	38/44	59	78	75.64
10.	Gregg Craven	26/41	51	70	72.86
11.	Rich Pintor	28/41	34	56	60.71
12.	Russ Phillips	41/39	67	82	81.71
13.	Ed Arionus	21/40	56	74	75.68
14.	Herschel Walters	40/28	62	74	83.78
15.	Paul McCreery	42/24	46	60	76.67
		<b>522</b>	<b>699</b>	<b>978</b>	<b>71.47</b>

**10. Gregg Craven 7-8**

	Opponent	Score	Rgrs	Shoes	%
1.	Robert Moulin	35/43	51	76	67.11
2.	Howard Barnett	42/18	33	44	75.00
3.	Ted Sprinkle	42/3	29	34	85.29
4.	Dallas Ricker	41/16	41	52	78.85
5.	Doug Farnsworth	30/40	47	66	71.21
6.	Charles Gray	22/42	41	62	66.13
7.	Bobby Vandivier	42/23	47	64	73.44
8.	Paul McGee	4/40	29	44	65.91
9.	Herschel Walters	6/42	26	46	56.52
10.	Charles Dougherty	41/26	56	70	80.00
11.	Ed Arionus	39/41	71	94	75.53
12.	Paul McCreery	38/40	55	74	74.32
13.	Russ Phillips	38/40	68	86	79.07
14.	Bobby Fields	41/25	43	56	76.79
15.	Rich Pintor	40/25	62	74	83.78
		<b>501</b>	<b>699</b>	<b>942</b>	<b>74.20</b>

**12. Charles Gray 4-11**

	Opponent	Score	Rgrs	Shoes	%
1.	Charles Dougherty	41/12	36	46	78.26
2.	Paul McCreery	17/40	32	48	66.67
3.	Herschel Walters	21/42	21	38	55.26
4.	Ed Arionus	31/42	30	48	62.50
5.	Rich Pintor	13/42	26	44	59.09
6.	Gregg Craven	42/22	47	62	75.81
7.	Russ Phillips	19/40	42	62	67.74
8.	Bobby Fields	29/41	37	54	68.52
9.	Ted Sprinkle	40/28	27	44	61.36
10.	Robert Moulin	36/40	40	68	58.82
11.	Dallas Ricker	41/17	37	46	80.43
12.	Howard Barnett	36/42	39	62	62.90
13.	Bobby Vandivier	35/40	40	64	62.50
14.	Paul McGee	27/40	35	56	62.50
15.	Doug Farnsworth	30/42	49	70	70.00
		<b>458</b>	<b>538</b>	<b>812</b>	<b>66.26</b>

**13. Robert Moulin 4-11**

	Opponent	Score	Rgrs	Shoes	%
1.	Gregg Craven	43/35	52	76	68.42
2.	Russ Phillips	25/42	37	52	71.15
3.	Bobby Fields	23/41	32	50	64.00
4.	Rich Pintor	24/41	36	54	66.67
5.	Paul McCreery	26/41	36	56	64.29
6.	Herschel Walters	33/40	40	64	62.50
7.	Ed Arionus	0/40	8	24	33.33
8.	Charles Dougherty	25/42	27	50	54.00
9.	Paul McGee	18/45	27	48	56.25
10.	Charles Gray	40/36	40	68	58.82
11.	Doug Farnsworth	39/41	50	74	67.57
12.	Bobby Vandivier	41/15	28	38	73.68
13.	Dallas Ricker	40/11	28	42	66.67
14.	Ted Sprinkle	37/40	48	72	66.67
15.	Howard Barnett	21/45	18	40	45.00

**435 507 808 62.75**

**15. Bobby Vandivier 3-12**

	Opponent	Score	Rgrs	Shoes	%
1.	Ed Arionus	20/42	26	44	59.09
2.	Charles Dougherty	32/40	36	58	62.07
3.	Paul McCreery	28/40	44	64	68.75
4.	Herschel Walters	30/44	21	40	52.50
5.	Bobby Fields	16/41	48	70	68.57
6.	Rich Pintor	3/40	9	24	37.50
7.	Gregg Craven	23/42	40	64	62.50
8.	Russ Phillips	27/40	38	58	65.52
9.	Howard Barnett	17/41	30	50	60.00
10.	Dallas Ricker	38/42	48	76	63.16
11.	Ted Sprinkle	44/26	37	56	66.07
12.	Robert Moulin	15/41	19	38	50.00
13.	Charles Gray	40/35	40	64	62.50
14.	Doug Farnsworth	29/40	41	60	68.33
15.	Paul McGee	42/35	42	70	60.00

**404 519 836 62.08**

**14. Ted Sprinkle 4-11**

	Opponent	Score	Rgrs	Shoes	%
1.	Bobby Fields	14/43	34	54	62.96
2.	Rich Pintor	4/40	18	40	45.00
3.	Gregg Craven	3/42	17	34	50.00
4.	Russ Phillips	27/41	52	74	70.27
5.	Ed Arionus	9/41	16	32	50.00
6.	Charles Dougherty	41/27	44	64	68.75
7.	Paul McCreery	34/41	40	68	58.82
8.	Herschel Walters	45/25	48	64	75.00
9.	Charles Gray	28/40	23	44	52.27
10.	Paul McGee	2/40	18	36	50.00
11.	Bobby Vandivier	26/44	32	56	57.14
12.	Doug Farnsworth	32/42	48	72	66.67
13.	Howard Barnett	38/42	33	54	61.11
14.	Robert Moulin	40/37	49	72	68.06
15.	Dallas Ricker	40/32	34	62	54.84



**386 506 826 61.26**

**16. Dallas Ricker 1-14**

	Opponent	Score	Rgrs	Shoes	%
1.	Russ Phillips	9/45	30	52	57.69
2.	Bobby Fields	19/42	24	42	57.14
3.	Rich Pintor	4/44	15	32	46.88
4.	Gregg Craven	16/41	32	52	61.54
5.	Herschel Walters	16/40	26	48	54.17
6.	Ed Arionus	7/43	18	36	50.00
7.	Charles Dougherty	28/43	36	60	60.00
8.	Paul McCreery	25/41	29	52	55.77
9.	Doug Farnsworth	25/42	27	50	54.00
10.	Bobby Vandivier	42/38	49	76	64.47
11.	Charles Gray	17/41	29	46	63.04
12.	Paul McGee	25/42	28	52	53.85
13.	Robert Moulin	11/40	20	42	47.62
14.	Howard Barnett	14/40	25	44	56.82
15.	Ted Sprinkle	32/40	30	62	48.39

**290 418 746 56.03**

**ELDER MEN'S 30' DIVISION**




**Elder's Class A**

	Player	State	W-L	Points	Rngrs	Shoes	%
1.	Herschel Walters	IN	12.5-2.5	406	442	600	73.67
2.	Ed Arionus	TX	11-4	394	448	600	74.67
3.	Paul McCreery	TX	11-4	419	438	600	73.00
4.	Bobby Fields	TN	10.5-4.5	375	466	600	77.67
5.	Rich Pintor	CO	9-6	372	451	600	75.17
6.	Gregg Craven	MO	9-6	368	424	600	70.67
7.	Russ Phillips	WA	8-7	329	456	600	76.00
8.	Doug Farnsworth	TN	8-7	382	396	600	66.00
9.	Charles Dougherty	OH	7.5-7.5	324	413	600	68.83
10.	Bobby Vandivier	IL	7.5-7.5	338	392	600	65.33
11.	Howard Barnett	WV	6.5-8.5	309	389	600	64.83
12.	Charles Gray	TN	5.5-9.5	313	401	600	66.83
13.	Paul McGee	MD	5.5-9.5	261	396	600	66.00
14.	Robert Moulin	NC	4-11	319	375	600	62.50
15.	Ted Sprinkle	IN	3.5-11.5	253	364	600	60.67
16.	Roy Bowers	OR	1-14	228	325	600	54.17


**Elder's Class B**

	Player	State	W-L	Points	Rngrs	Shoes	%
1.	Paul Burkitt	OH	12-3	493	355	600	59.17
2.	Dallas Ricker	AL	11-4	462	369	600	61.50
3.	Welby Simpson	TX	10.5-4.5	416	357	600	59.50
4.	Jack Wagner	FL	10-5	440	364	600	60.67
5.	Charles Buddy Short	FL	9.5-5.5	364	360	600	60.00
6.	Bob Knudtson	MN	9-6	454	382	600	63.67
7.	Phil Plotke	WY	7.5-7.5	410	357	600	59.50
8.	Harold Combs	NM	7.5-7.5	360	356	600	59.33
9.	Roy Knight Sr	FL	7.5-7.5	388	335	600	55.83
10.	Terry Hiatt	NE	7-8	441	366	600	61.00
11.	Ed Harris	TX	7-8	370	331	600	55.17
12.	Willie Booth	AR	7-8	342	325	600	54.17
13.	Wayne Dusenbery	FL	6.5-8.5	391	342	600	57.00
14.	Dick Honigford	OH	4.5-10.5	289	305	600	50.83
15.	Donald Boyer	IL	2-13	245	285	600	47.50
16.	David Loucks	CA	1.5-13.5	235	274	600	45.67


Elder's Class C		State	W-L	Points	Rngrs	Shoes	%
1.	Craig Schadler	TN	13-2	487	358	600	59.67
2.	Barry Chapelle	OR	12-3	479	387	600	64.50
3.	Don Claas	MO	12-3	466	354	600	59.00
4.	Clarence Dixon	PA	9.5-5.5	431	338	600	56.33
5.	Robert Long	MO	9-6	458	357	600	59.50
6.	Ray L. Welsh	OH	9-6	432	318	600	53.00
7.	Merlin Potts	KS	8.5-6.5	403	323	600	53.83
8.	Bill Whitley	KS	8-7	440	313	600	52.17
9.	Orville McElroy	AL	7-8	381	296	600	49.33
10.	James M Morris	IN	7-8	401	293	600	48.83
11.	Ray Canchola	MO	6-9	349	291	600	48.50
12.	Carl Terrell	YK	4-11	313	277	600	46.17
13.	John Jansen	ON	4-11	333	264	600	44.00
14.	Dick Guill	OH	4-11	303	258	600	43.00
15.	Ottie Reno	OH	4-11	349	247	600	41.17
16.	Glen Daugherty	AL	3-12	291	256	600	42.67




Elder's Class D		State	W-L	Points	Rngrs	Shoes	%
1.	Albert A Kramer	IN	13-2	477	288	600	48.00
2.	Carl Massey	NC	11.5-3.5	491	316	600	52.67
3.	Rick Smith	AR	10-5	502	301	600	50.17
4.	Alvin Forsyth	IL	9-6	451	283	600	47.17
5.	Vine Marks	SD	9-6	446	283	600	47.17
6.	Dewain Bourdon	TX	9-6	457	268	600	44.67
7.	Dave Mathewson	KS	8.5-6.5	455	268	600	44.67
8.	Frank Jones	TN	7.5-7.5	380	243	600	40.50
9.	Billy Gill	AR	7-8	403	280	600	46.67
10.	Al Constance	MO	7-8	399	248	600	41.33
11.	Mike Canchola	CO	6.5-8.5	412	265	600	44.17
12.	Clayton Champion	MI	6-9	385	259	600	43.17
13.	Henry Bass	KY	6-9	342	219	600	36.50
14.	James McCord	IL	4.5-10.5	396	274	600	45.67
15.	Otis Porter	IN	4-11	241	169	600	28.17
16.	Dale Sorensen	UT	1.5-13.5	318	219	600	36.50



Elder's Class E		State	W-L	Points	Rngrs	Shoes	%
1.	Fred Shepard	CO	13-2	494	315	600	52.50
2.	Russell Allen	SC	12.5-2.5	538	330	600	55.00
3.	Joseph Gallagher	FL	10-5	496	295	600	49.17
4.	Lloyd Van Duyn	CA	10-5	476	292	600	48.67
5.	Bob Humphreys	AR	9.5-5.5	496	319	600	53.17
6.	Wilbur Gabel	ND	9-6	468	287	600	47.83
7.	Gene Alley	CO	8-7	423	279	600	46.50
8.	Wayne Lemar	WI	8-7	388	257	600	42.83
9.	Don Thornton	OH	7.5-7.5	419	275	600	45.83
10.	Lowell Shafer	IN	7.5-7.5	421	236	600	39.33
11.	Paul Jennings	SC	7-8	430	271	600	45.17
12.	Neil Hartwig	KS	6-9	369	248	600	41.33
13.	Lawrence R Hively	IN	5-10	409	249	600	41.50
14.	Richard Nygaard	UT	5-10	341	219	600	36.50
15.	Ralph Hummel	MO	2-13	324	213	600	35.50



Elder's Class F		State	W-L	Points	Rngrs	Shoes	%
1.	Danny Neely	TN	11.5-3.5	478	263	600	43.83
2.	Jay Reinert	CO	11-4	511	294	600	49.00
3.	Joe Sciarra	CA	11-4	466	276	600	46.00
4.	Alfred I. Mundy	MO	10.5-4.5	461	260	600	43.33
5.	Kenneth Oakes	IA	10-5	464	282	600	47.00
6.	Richard Potter	KS	10-5	528	280	600	46.67
7.	Carl Mercer	CA	9.5-5.5	417	253	600	42.17
8.	Bill Sprague	IA	9.5-5.5	411	248	600	41.33
9.	Cal Pitel	WI	9-6	476	284	600	47.33
10.	Elwyn Cooper	MO	8-7	454	233	600	38.83
11.	Walter K Jones	FL	6-9	439	249	600	41.50
12.	Carl Slevin	OH	5-10	315	204	600	34.00
13.	Paul Taylor	MO	3.5-11.5	357	192	600	32.00
14.	Ken Alligood	TX	3-12	288	177	600	29.50
15.	Don DeVaul	TX	2.5-12.5	322	190	600	31.67




# ELDER MEN'S 30' DIVISION




# ELDER MEN'S 30' DIVISION




Elder's Class G		State	W-L	Points	Rngrs	Shoes	%
1.	Chuck Poole	GA	14.5-0.5	564	298	600	49.67
2.	Jason Loyd	IL	12-3	478	264	600	44.00
3.	Jim Petersen	OR	11-4	443	260	600	43.33
4.	Dave Ninnemann	WI	10.5-4.5	461	269	600	44.83
5.	Donald Ebbinga	MN	10.5-4.5	420	238	600	39.67
6.	Jerry Lothridge	IN	8.5-6.5	441	225	600	37.50
7.	John Setzer	MO	8-7	451	251	600	41.83
8.	Berditte Finton	SD	7-8	397	222	600	37.00
9.	Charles Mathis	GA	7-8	345	214	600	35.67
10.	Marvin E Grubb	FL	6-9	384	229	600	38.17
11.	Pat O'Connor	NJ	6-9	383	206	600	34.33
12.	Dan Couch	MO	5-10	335	195	600	32.50
13.	Kenneth Terrio	TX	5-10	352	165	600	27.50
14.	James F. Premer	MO	5-10	310	158	600	26.33
15.	Lawrence Kiff	MA	2-13	295	178	600	29.67
16.	Harvey Kooy	CA	2-13	307	160	600	26.67



Elder's Class H		State	W-L	Points	Rngrs	Shoes	%
1.	Donald Beam	FL	13.5-1.5	506	258	600	43.00
2.	Ted Galvin	NY	12-3	530	267	600	44.50
3.	Granville R Weakley	VA	11-4	474	261	600	43.50
4.	Ronald Cloutier	GA	10.5-4.5	405	213	600	35.50
5.	Douglas Peoples	MO	10-5	484	247	600	41.17
6.	James Jacobs	OH	9-6	440	250	600	41.67
7.	Ed Hill	IL	8-7	484	261	600	43.50
8.	Donnie Chumley	AL	8-7	470	247	600	41.17
9.	Lee Campbell	AL	8-7	412	196	600	32.67
10.	Franklin D. Rohlfig	MO	7-8	464	223	600	37.17
11.	Martin Orf	MO	7-8	405	213	600	35.50
12.	George A Hogue	TX	4.5-10.5	316	171	600	28.50
13.	Wallace Runia	MN	4-11	317	124	600	20.67
14.	Arnold Crow	AR	3.5-11.5	296	165	600	27.50
15.	Ken Stewart	LA	2-13	256	124	600	20.67
16.	Brady Craven	MO	2-13	258	106	600	17.67





Elder's Class I		State	W-L	Points	Rngrs	Shoes	%
1.	Jim Luthy	KY	12-2	479	245	560	43.75
2.	Ron Hopman	FL	11-3	418	218	560	38.93
3.	Terry Halvorsen	PA	10.5-2.5	396	182	520	35.00
4.	Ernie Coulter	CO	8-5	371	197	520	37.88
5.	Lester Bartels	KS	8-5	359	184	520	35.38
6.	Dale Booth	AR	7.5-5.5	409	204	520	39.23
7.	Richard Schultz	KS	7-6	371	190	520	36.54
8.	John Brugger	WI	7-6	334	173	520	33.27
9.	Marshel Keith	MO	6.5-6.5	335	163	520	31.35
10.	Don Fleissner	KY	5.5-7.5	317	172	520	33.08
11.	Marvin Zoellick	IL	4-9	324	160	520	30.77
12.	John Monarchy	MD	4-9	276	148	520	28.46
13.	Dean Constance	MO	1-12	274	129	520	24.81



Elder's Class J		State	W-L	Points	Rngrs	Shoes	%
1.	Frank Rippeto	AR	11-3	427	163	560	29.11
2.	Jim Anderson	TX	10-4	390	171	560	30.54
3.	Gary Hinrichs	IA	8.5-4.5	418	181	520	34.81
4.	Larry Langewisch	MO	8-5	364	173	520	33.27
5.	George Eckstrom	WI	8-5	365	142	520	27.31
6.	Bob Beaver	MO	7-6	350	156	520	30.00
7.	Ronnie Howard	TX	7-6	344	142	520	27.31
8.	Buddy Townsend	LA	7-6	305	133	520	25.58
9.	Jimmy Henry	LA	6-7	347	165	520	31.73
10.	Bud Goodroad	OK	6-7	314	137	520	26.35
11.	Bob Wolfinger	MI	4.5-8.5	264	101	520	19.42
12.	Richard Schmidt	MO	4-9	260	105	520	20.19
13.	Bill King	LA	3-10	285	108	520	20.77
14.	Larry Bryce	TX	2-11	257	96	520	18.46

Elder's Class K		State	W-L	Points	Rngrs	Shoes	%
1.	Dale E Stephenson	IN	12-2	488	169	562	30.07
2.	Bernie Human	WI	11-3	363	130	560	23.21
3.	Darrell Dennis	LA	9-4	367	140	520	26.92
4.	Johnny Hinson	AR	9-4	372	137	522	26.25
5.	Roland Clement	LA	8.5-4.5	314	99	520	19.04
6.	Eldon Roth	AR	8-5	287	75	520	14.42
7.	Buck Cooper	OH	7-6	298	113	520	21.73
8.	Chuck Warner	OR	6.5-6.5	253	97	520	18.65
9.	Gary Schmitz	WI	6-7	249	95	520	18.27
10.	Dick Allspaugh	CT	6-7	266	68	520	13.08
11.	George L Corson	FL	4-9	275	78	520	15.00
12.	Raymond Carpenter	KS	3.5-9.5	214	77	520	14.81
13.	Earl (Tiny) Walters	TX	1.5-11.5	55	9	200	4.50



**ELDER MEN'S 30' DIVISION**

Elder's Class L		State	W-L	Points	Rngrs	Shoes	%
1.	Robert Beagle	MI	7-2	286	94	360	26.11
2.	Jeff Smith	NC	6.5-2.5	234	83	360	23.06
3.	Ron Williamson	VT	6-3	242	80	360	22.22
4.	Bob Cutright Sr.	MO	5.5-3.5	221	69	360	19.17
5.	Homer Cain	OK	4-5	205	62	360	17.22
6.	Albert W Buckland	NY	4-5	193	61	360	16.94
7.	Roy Evans	MO	3-6	214	77	360	21.39
8.	Edgar Turner	MA	3-6	191	74	360	20.56
9.	Floyd Hix Jr	VA	3-6	210	66	360	18.33
10.	Paul Lemish	IN	3-6	187	57	360	15.83

## Income & Expenses Statement / June & July 2011

### Income

2012 World Tournament Bid Payment	\$7,000.00
Membership Dues	\$45,299.00
Newsline Ads	\$1,184.00
Newsline Subscriptions	\$2,036.00
World Tournament Raffle	\$400.00
NHPA Hall of Fame Banquet	\$60.00
Sanctioned CL/LG Patches	\$60.00
Sanctioned Club League Tournament	\$630.00
US Bank Checking Interest	\$72.03
US Bank MMKT Interest	\$62.07
World Tournament Entry Fees	\$760.00

**TOTAL** \$57,563.10


From the books of  
NHPA Secretary/Treasurer Dick Hansen

### Expenses

Newsline Printing, supplies & mailing	\$6,728.94
Newsline Publication, editing & misc.	\$1,027.69
Sanction League Postage & Supplies	\$254.61
Sanction League Patches & Awards	\$1,082.93
All Junior Scholarship Trusts	\$725.81
World Tournament Cash, Patches & Awards	\$108,587.56
World Tournament Travel	\$142.99
World Tournament Admin. Costs. Printing, office supplies, etc.	\$21,004.09
World Tournament Refunds	\$1,275.00
Hall of Fame Awards, Supplies & Expenses	\$99.37
Sanctioned Tournament Patches	\$146.85
Equipment Purchases, Rentals & Repairs	\$9,103.18
Printing, Paper & Office Supplies	\$386.91
Postage	\$359.28
Officers Telephone	\$77.20
Sec/Treas Allowance	\$3,621.50
Presidents Allowance	\$1,056.45
Vice Presidents allowance	\$5,180.75
Publicity, Promotions & Ads	\$350.00
Professional Fees Accounting & Legal	\$7,345.00
Misc. Fees, Bonds, Bank Charges, Etc.	\$300.50
Special Events	\$246.41
Refunds	\$105.00
NatStats	\$1,036.15
Internet Access & Web Site	\$271.75


**TOTAL** \$170,515.92

**ELDER MENS 30'  
DIVISION**



Elder's Class M		State	W-L	Points	Rngrs	Shoes	%
1.	Larry Fouche	IN	11-0	278	91	440	20.68
2.	Ron Upshaw	TX	8-3	261	68	440	15.45
3.	Rodney Mallinckrodt	MO	7.5-3.5	196	42	440	9.55
4.	George Chichura	MO	7-4	276	76	440	17.27
5.	Steven Schumann	KS	6.5-4.5	239	58	440	13.18
6.	Marvin Akkerman	MN	6-5	244	73	440	16.59
7.	Howard Eckler	KY	5.5-5.5	167	43	440	9.77
8.	Bob Wegman	IL	5-6	147	38	320	11.88
9.	Joe W. Barry	MO	4.5-6.5	196	41	440	9.32
10.	Bill Peck	NE	3.5-7.5	182	26	440	5.91
11.	Leonard Burke	OK	1.5-9.5	108	22	440	5.00

# WOMEN'S CHAMPIONSHIP CLASS 2011 WORLD TOURNAMENT



Pos	Pitcher	Qualifying Average	State	W-L	Points	Rngrs	Shoes	Ringer %
1.	Joan Elmore	79.81	TN	14-1	607	688	848	81.13
2.	Marlene Ray	76.73	TN	13-2	593	694	884	78.51
3.	Sue Snyder	81.15	IN	13-2	567	667	850	78.47
4.	Debra Brown	69.43	VT	12-3	580	746	924	80.74
5.	Amy Francis	69.42	OH	10-5	518	648	904	71.68
6.	Sharon Chiddister	71.15	IN	9-6	511	578	828	69.81
7.	Amy Hall	63.65	VA	9-6	496	597	880	67.84
8.	Pam Aiken	66.36	WI	7-8	515	610	868	70.28
9.	Barbara Taylor	66.35	SC	6-9	488	589	878	67.08
10.	Terry Beagle	61.50	MI	6-9	424	494	788	62.69
11.	Trisha Hoshaw	62.88	AZ	5-10	453	676	978	69.12
12.	Becky Kemper	60.67	KY	5-10	449	592	862	68.68
13.	Ellen Perry	62.83	NY	4-11	400	519	806	64.39
14.	Cathy Richards	66.92	TX	3-12	430	490	798	61.40
15.	Ruthie Barrett	59.83	AZ	2-13	307	406	706	57.51
16.	Shernetta Edwards	60.50	NC	2-13	262	336	650	51.69

## 1. Joan Elmore 14-1

	Opponent	Score	Rgrs	Shoes	%
1.	Shernetta Edwards	42/16	35	46	76.09
2.	Becky Kemper	40/7	41	48	85.42
3.	Terry Beagle	42/20	37	54	68.52
4.	Ruthie Barrett	40/8	35	40	87.50
5.	Trisha Hoshaw	40/25	66	82	80.49
6.	Amy Hall	41/23	46	58	79.31
7.	Barbara Taylor	42/27	53	68	77.94
8.	Ellen Perry	42/9	46	52	88.46
9.	Cathy Richards	40/7	37	42	88.10
10.	Debra Brown	41/14	57	68	83.82
11.	Amy Francis	42/16	48	54	88.89
12.	Pam Aiken	40/16	31	38	81.58
13.	Marlene Ray	35/42	66	84	78.57
14.	Sharon Chiddister	40/20	39	56	69.64
15.	Sue Snyder	40/13	51	58	87.93
		<b>607</b>	<b>688</b>	<b>848</b>	<b>81.13</b>

## 2. Marlene Ray 13-2

	Opponent	Score	Rgrs	Shoes	%
1.	Becky Kemper	40/13	30	36	83.33
2.	Terry Beagle	40/32	40	58	68.97
3.	Ruthie Barrett	44/7	35	40	87.50
4.	Shernetta Edwards	41/8	30	38	78.95
5.	Amy Hall	40/24	49	64	76.56
6.	Barbara Taylor	41/26	75	92	81.52
7.	Ellen Perry	42/11	46	58	79.31
8.	Trisha Hoshaw	39/40	56	76	73.68
9.	Amy Francis	40/13	61	70	87.14
10.	Pam Aiken	42/26	46	56	82.14
11.	Debra Brown	20/42	50	68	73.53
12.	Cathy Richards	42/31	32	50	64.00
13.	Joan Elmore	42/35	69	84	82.14
14.	Sue Snyder	40/21	37	48	77.08
15.	Sharon Chiddister	40/10	38	46	82.61
		<b>593</b>	<b>694</b>	<b>884</b>	<b>78.51</b>

**3. Sue Snyder 13-2**

	Opponent	Score	Rgrs	Shoes	%
1.	Ruthie Barrett	40/9	27	32	84.38
2.	Shernetta Edwards	41/3	31	34	91.18
3.	Becky Kemper	41/20	45	56	80.36
4.	Terry Beagle	40/15	53	70	75.71
5.	Ellen Perry	40/33	41	58	70.69
6.	Trisha Hoshaw	40/19	62	70	88.57
7.	Amy Hall	41/15	29	36	80.56
8.	Barbara Taylor	41/13	45	56	80.36
9.	Pam Aiken	42/27	53	72	73.61
10.	Amy Francis	41/17	58	70	82.86
11.	Cathy Richards	43/19	34	44	77.27
12.	Debra Brown	42/38	68	88	77.27
13.	Sharon Chiddister	41/23	47	58	81.03
14.	Marlene Ray	21/40	32	48	66.67
15.	Joan Elmore	13/40	42	58	72.41
		<b>567</b>	<b>667</b>	<b>850</b>	<b>78.47</b>

**5. Amy Francis 10-5**

	Opponent	Score	Rgrs	Shoes	%
1.	Trisha Hoshaw	36/40	45	72	62.50
2.	Amy Hall	44/33	35	54	64.81
3.	Barbara Taylor	42/11	40	52	76.92
4.	Ellen Perry	40/13	34	44	77.27
5.	Shernetta Edwards	42/26	31	52	59.62
6.	Becky Kemper	43/26	49	60	81.67
7.	Terry Beagle	40/26	39	56	69.64
8.	Ruthie Barrett	43/17	34	50	68.00
9.	Marlene Ray	13/40	51	70	72.86
10.	Sue Snyder	17/41	51	70	72.86
11.	Joan Elmore	16/42	39	54	72.22
12.	Sharon Chiddister	41/38	56	78	71.79
13.	Cathy Richards	40/23	49	64	76.56
14.	Pam Aiken	40/39	54	72	75.00
15.	Debra Brown	21/42	41	56	73.21
		<b>518</b>	<b>648</b>	<b>904</b>	<b>71.68</b>

**7. Amy Hall 9-6**

	Opponent	Score	Rgrs	Shoes	%
1.	Cathy Richards	41/36	49	68	72.06
2.	Amy Francis	33/44	32	54	59.26
3.	Debra Brown	19/41	50	70	71.43
4.	Pam Aiken	40/32	58	76	76.32
5.	Marlene Ray	24/40	42	64	65.63
6.	Joan Elmore	23/41	40	58	68.97
7.	Sue Snyder	15/41	21	36	58.33
8.	Sharon Chiddister	40/33	53	74	71.62
9.	Shernetta Edwards	40/32	32	58	55.17
10.	Terry Beagle	42/15	36	50	72.00
11.	Becky Kemper	40/30	50	74	67.57
12.	Ruthie Barrett	42/16	37	46	80.43
13.	Trisha Hoshaw	40/20	37	54	68.52
14.	Ellen Perry	40/30	33	46	71.74
15.	Barbara Taylor	17/40	27	52	51.92
		<b>496</b>	<b>597</b>	<b>880</b>	<b>67.84</b>

**9. Barbara Taylor 6-9**

	Opponent	Score	Rgrs	Shoes	%
1.	Pam Aiken	30/42	35	60	58.33
2.	Cathy Richards	35/43	27	50	54.00
3.	Amy Francis	11/42	31	52	59.62
4.	Debra Brown	37/40	53	72	73.61
5.	Sharon Chiddister	30/42	51	76	67.11
6.	Marlene Ray	26/41	70	92	76.09
7.	Joan Elmore	27/42	48	68	70.59
8.	Sue Snyder	13/41	37	56	66.07
9.	Ruthie Barrett	45/14	25	38	65.79
10.	Becky Kemper	42/13	25	32	78.13
11.	Shernetta Edwards	42/26	34	50	68.00
12.	Terry Beagle	25/41	36	58	62.07
13.	Ellen Perry	44/38	37	54	68.52
14.	Trisha Hoshaw	41/39	46	68	67.65
15.	Amy Hall	40/17	34	52	65.38
		<b>488</b>	<b>589</b>	<b>878</b>	<b>67.08</b>

**4. Debra Brown 12-3**

	Opponent	Score	Rgrs	Shoes	%
1.	Ellen Perry	40/6	40	44	90.91
2.	Trisha Hoshaw	40/25	92	110	83.64
3.	Amy Hall	41/19	57	70	81.43
4.	Barbara Taylor	40/37	55	72	76.39
5.	Ruthie Barrett	42/7	29	32	90.63
6.	Shernetta Edwards	44/3	27	30	90.00
7.	Becky Kemper	40/32	53	68	77.94
8.	Terry Beagle	42/10	34	38	89.47
9.	Sharon Chiddister	31/40	42	60	70.00
10.	Joan Elmore	14/41	49	68	72.06
11.	Marlene Ray	42/20	58	68	85.29
12.	Sue Snyder	38/42	67	88	76.14
13.	Pam Aiken	44/24	61	78	78.21
14.	Cathy Richards	40/16	34	42	80.95
15.	Amy Francis	42/21	48	56	85.71
		<b>580</b>	<b>746</b>	<b>924</b>	<b>80.74</b>

**6. Sharon Chiddister 9-6**

	Opponent	Score	Rgrs	Shoes	%
1.	Terry Beagle	41/13	25	36	69.44
2.	Ruthie Barrett	40/18	34	46	73.91
3.	Shernetta Edwards	42/18	25	36	69.44
4.	Becky Kemper	41/28	49	64	76.56
5.	Barbara Taylor	42/30	52	76	68.42
6.	Ellen Perry	40/22	35	50	70.00
7.	Trisha Hoshaw	40/31	42	58	72.41
8.	Amy Hall	33/40	51	74	68.92
9.	Debra Brown	40/31	46	60	76.67
10.	Cathy Richards	42/12	30	36	83.33
11.	Pam Aiken	19/40	33	54	61.11
12.	Amy Francis	38/41	55	78	70.51
13.	Sue Snyder	23/41	41	58	70.69
14.	Joan Elmore	20/40	32	56	57.14
15.	Marlene Ray	10/40	28	46	60.87
		<b>511</b>	<b>578</b>	<b>828</b>	<b>69.81</b>

**8. Pam Aiken 7-8**

	Opponent	Score	Rgrs	Shoes	%
1.	Barbara Taylor	42/30	39	60	65.00
2.	Ellen Perry	43/19	33	42	78.57
3.	Trisha Hoshaw	42/9	35	42	83.33
4.	Amy Hall	32/40	56	76	73.68
5.	Terry Beagle	31/42	46	66	69.70
6.	Ruthie Barrett	41/29	34	48	70.83
7.	Shernetta Edwards	41/5	31	46	67.39
8.	Becky Kemper	31/41	47	74	63.51
9.	Sue Snyder	27/42	49	72	68.06
10.	Marlene Ray	26/42	40	56	71.43
11.	Sharon Chiddister	40/19	41	54	75.93
12.	Joan Elmore	16/40	23	38	60.53
13.	Debra Brown	24/44	53	78	67.95
14.	Amy Francis	39/40	55	72	76.39
15.	Cathy Richards	40/25	28	44	63.64
		<b>515</b>	<b>610</b>	<b>868</b>	<b>70.28</b>

**10. Terry Beagle 6-9**

	Opponent	Score	Rgrs	Shoes	%
1.	Sharon Chiddister	13/41	16	36	44.44
2.	Marlene Ray	32/40	36	58	62.07
3.	Joan Elmore	20/42	31	54	57.41
4.	Sue Snyder	15/40	46	70	65.71
5.	Pam Aiken	42/31	50	66	75.76
6.	Cathy Richards	33/42	40	64	62.50
7.	Amy Francis	26/40	35	56	62.50
8.	Debra Brown	10/42	23	38	60.53
9.	Ellen Perry	42/33	47	66	71.21
10.	Amy Hall	15/42	27	50	54.00
11.	Trisha Hoshaw	41/31	45	66	68.18
12.	Barbara Taylor	41/25	39	58	67.24
13.	Ruthie Barrett	40/30	26	42	61.90
14.	Shernetta Edwards	40/3	18	30	60.00
15.	Becky Kemper	14/41	15	34	44.12
		<b>424</b>	<b>494</b>	<b>788</b>	<b>62.69</b>

### 11. Trisha Hoshaw 5-10

	Opponent	Score	Rgrs	Shoes	%
1.	Amy Francis	40/36	46	72	63.89
2.	Debra Brown	25/40	87	110	79.09
3.	Pam Aiken	9/42	25	42	59.52
4.	Cathy Richards	40/27	29	46	63.04
5.	Joan Elmore	25/40	62	82	75.61
6.	Sue Snyder	19/40	55	70	78.57
7.	Sharon Chiddister	31/40	40	58	68.97
8.	Marlene Ray	40/39	56	76	73.68
9.	Becky Kemper	17/41	48	68	70.59
10.	Ruthie Barrett	33/41	48	76	63.16
11.	Terry Beagle	31/41	42	66	63.64
12.	Shernetta Edwards	41/10	27	40	67.50
13.	Amy Hall	20/40	32	54	59.26
14.	Barbara Taylor	39/41	46	68	67.65
15.	Ellen Perry	43/23	33	50	66.00
		<b>453</b>	<b>676</b>	<b>978</b>	<b>69.12</b>

### 13. Ellen Perry 4-11

	Opponent	Score	Rgrs	Shoes	%
1.	Debra Brown	6/40	29	44	65.91
2.	Pam Aiken	19/43	25	42	59.52
3.	Cathy Richards	40/37	38	62	61.29
4.	Amy Francis	13/40	26	44	59.09
5.	Sue Snyder	33/40	38	58	65.52
6.	Sharon Chiddister	22/40	30	50	60.00
7.	Marlene Ray	11/42	37	58	63.79
8.	Joan Elmore	9/42	36	52	69.23
9.	Terry Beagle	33/42	44	66	66.67
10.	Shernetta Edwards	40/21	32	46	69.57
11.	Ruthie Barrett	41/28	35	54	64.81
12.	Becky Kemper	42/36	58	80	72.50
13.	Barbara Taylor	38/44	35	54	64.81
14.	Amy Hall	30/40	29	46	63.04
15.	Trisha Hoshaw	23/43	27	50	54.00
		<b>400</b>	<b>519</b>	<b>806</b>	<b>64.39</b>

### 15. Ruthie Barrett 2-13

	Opponent	Score	Rgrs	Shoes	%
1.	Sue Snyder	9/40	17	32	53.13
2.	Sharon Chiddister	18/40	26	46	56.52
3.	Marlene Ray	7/44	23	40	57.50
4.	Joan Elmore	8/40	24	40	60.00
5.	Debra Brown	7/42	17	32	53.13
6.	Pam Aiken	29/41	30	48	62.50
7.	Cathy Richards	41/34	49	68	72.06
8.	Amy Francis	17/43	27	50	54.00
9.	Barbara Taylor	14/45	15	38	39.47
10.	Trisha Hoshaw	41/33	51	76	67.11
11.	Ellen Perry	28/41	32	54	59.26
12.	Amy Hall	16/42	28	46	60.87
13.	Terry Beagle	30/40	22	42	52.38
14.	Becky Kemper	14/40	28	54	51.85
15.	Shernetta Edwards	28/40	17	40	42.50
		<b>307</b>	<b>406</b>	<b>706</b>	<b>57.51</b>

### 12. Becky Kemper 5-10

	Opponent	Score	Rgrs	Shoes	%
1.	Marlene Ray	13/40	21	36	58.33
2.	Joan Elmore	7/40	29	48	60.42
3.	Sue Snyder	20/41	38	56	67.86
4.	Sharon Chiddister	28/41	44	64	68.75
5.	Cathy Richards	39/41	44	64	68.75
6.	Amy Francis	26/43	43	60	71.67
7.	Debra Brown	32/40	50	68	73.53
8.	Pam Aiken	41/31	50	74	67.57
9.	Trisha Hoshaw	41/17	56	68	82.35
10.	Barbara Taylor	13/42	15	32	46.88
11.	Amy Hall	30/40	48	74	64.86
12.	Ellen Perry	36/42	54	80	67.50
13.	Shernetta Edwards	42/10	39	50	78.00
14.	Ruthie Barrett	40/14	37	54	68.52
15.	Terry Beagle	41/14	24	34	70.59
		<b>449</b>	<b>592</b>	<b>862</b>	<b>68.68</b>


### 14. Cathy Richards 3-12

	Opponent	Score	Rgrs	Shoes	%
1.	Amy Hall	36/41	47	68	69.12
2.	Barbara Taylor	43/35	30	50	60.00
3.	Ellen Perry	37/40	37	62	59.68
4.	Trisha Hoshaw	27/40	25	46	54.35
5.	Becky Kemper	41/39	43	64	67.19
6.	Terry Beagle	42/33	41	64	64.06
7.	Ruthie Barrett	34/41	45	68	66.18
8.	Shernetta Edwards	37/41	31	54	57.41
9.	Joan Elmore	7/40	26	42	61.90
10.	Sharon Chiddister	12/42	19	36	52.78
11.	Sue Snyder	19/43	25	44	56.82
12.	Marlene Ray	31/42	28	50	56.00
13.	Amy Francis	23/40	44	64	68.75
14.	Debra Brown	16/40	26	42	61.90
15.	Pam Aiken	25/40	23	44	52.27
		<b>430</b>	<b>490</b>	<b>798</b>	<b>61.40</b>

### 16. Shernetta Edwards 2-13

	Opponent	Score	Rgrs	Shoes	%
1.	Joan Elmore	16/42	26	46	56.52
2.	Sue Snyder	3/41	19	34	55.88
3.	Sharon Chiddister	18/42	18	36	50.00
4.	Marlene Ray	8/41	19	38	50.00
5.	Amy Francis	26/42	27	52	51.92
6.	Debra Brown	3/44	14	30	46.67
7.	Pam Aiken	5/41	21	46	45.65
8.	Cathy Richards	41/37	32	54	59.26
9.	Amy Hall	32/40	29	58	50.00
10.	Ellen Perry	21/40	26	46	56.52
11.	Barbara Taylor	26/42	29	50	58.00
12.	Trisha Hoshaw	10/41	17	40	42.50
13.	Becky Kemper	10/42	30	50	60.00
14.	Terry Beagle	3/40	8	30	26.67
15.	Ruthie Barrett	40/28	21	40	52.50
		<b>262</b>	<b>336</b>	<b>650</b>	<b>51.69</b>

## WOMEN'S DIVISION




### Women's A

	State	W-L	Points	Rngrs	Shoes	%
1.	Sue Snyder	IN	12.5-0.5	378	422	81.15
2.	Joan Elmore	TN	10-3	368	415	79.81
3.	Sheila Shepard	CO	10-3	312	390	75.00
4.	Sharon Chiddister	IN	9.5-3.5	288	370	71.15
5.	Gert Wilcziek	WI	9-4	306	393	75.58
6.	Marlene Ray	TN	8.5-4.5	311	399	76.73
7.	Rivers Prewette	NC	8-5	313	391	75.19
8.	Cathy Richards	TX	5.5-7.5	238	348	66.92
9.	Amy Francis	OH	4.5-8.5	254	361	69.42
10.	Pam Aiken	WI	4-9	278	345	66.35
11.	Amy Hall	VA	4-9	246	331	63.65
12.	Debra Brown	VT	2.5-10.5	230	361	69.42
13.	Barbara Taylor	SC	2-11	218	345	66.35
14.	Trisha Hoshaw	AZ	1-12	199	327	62.88


Women's B		State	W-L	Points	Rngrs	Shoes	%
1.	Ellen Perry	NY	11-4	479	377	600	62.83
2.	Terry Beagle	MI	10.5-4.5	420	369	600	61.50
3.	Marlene Cooper	OH	10-5	399	347	600	57.83
4.	Jane Jordan	SC	9-6	435	351	600	58.50
5.	Stacy Robinson	MI	9-6	428	346	600	57.67
6.	Becky Kemper	KY	8-7	402	364	600	60.67
7.	Doris Hieden	TX	8-7	443	350	600	58.33
8.	Dale LaValley	NH	8-7	373	326	600	54.33
9.	Georgia McCormick	VT	8-7	362	322	600	53.67
10.	Melissa Schindel	OH	7.5-7.5	370	313	600	52.17
11.	Audra Craven	MO	7-8	359	313	600	52.17
12.	Penny Steinke	WI	6.5-8.5	314	286	600	47.67
13.	Dee Robak	TX	6-9	359	313	600	52.17
14.	Jenny D Morris	IN	5.5-9.5	304	286	600	47.67
15.	Roena Branson	MO	5-10	349	298	600	49.67
16.	Renee Cowan	VA	1-14	205	194	400	48.50



Women's C		State	W-L	Points	Rngrs	Shoes	%
1.	Shernetta Edwards	NC	13-2	565	363	600	60.50
2.	Ruthie Barrett	AZ	12-3	526	359	600	59.83
3.	Virlene Straley	TX	12-3	491	307	600	51.17
4.	Tina Hawkins	OK	9-6	438	293	600	48.83
5.	Sara Otto	MN	8-7	361	289	600	48.17
6.	Kelly Campbell	VA	8-7	380	280	600	46.67
7.	Mary Fimbres	AZ	8-7	411	269	600	44.83
8.	Cindy Rose	OH	8-7	406	265	600	44.17
9.	Jan Knaub	CO	8-7	382	226	600	37.67
10.	Patricia Pertuit	LA	7-8	435	299	600	49.83
11.	Holly Martin	TX	7-8	362	238	600	39.67
12.	Gaie Shoman	FL	6-9	384	269	600	44.83
13.	Mary Sproessig	IN	6-9	351	237	600	39.50
14.	Barbara Goff	OK	6-9	288	234	600	39.00
15.	Marion Thomsen	NE	2-13	318	234	600	39.00



Women's D		State	W-L	Points	Rngrs	Shoes	%
1.	Donna Thomason	TX	14.5-0.5	583	292	600	48.67
2.	Barb Adams	CO	12.5-2.5	555	272	600	45.33
3.	Edie McKinney	WI	11.5-3.5	473	226	600	37.67
4.	Tammy Lindsey-pehl	TX	10.5-4.5	451	217	600	36.17
5.	Suzanne Miller	GA	10-5	417	238	600	39.67
6.	Pam Pavlicek	TX	10-5	384	228	600	38.00
7.	Donra McCown	MO	9.5-5.5	490	260	600	43.33
8.	Sandra Gates	MI	9-6	453	235	600	39.17
9.	Sharon Boehringer	OH	7-8	376	208	600	34.67
10.	Roxanne Navratil	CT	5.5-9.5	290	154	600	25.67
11.	Polly Murphy	TX	5-10	292	195	600	32.50
12.	Regina Hawes	FL	5-10	301	172	600	28.67
13.	Mary Beeson	MO	5-10	305	153	600	25.50
14.	Jean Bullington	GA	4-11	308	170	600	28.33
15.	Janell Berry	TX	1-14	201	96	600	16.00




Women's E		State	W-L	Points	Rngrs	Shoes	%
1.	Melanie Russell	LA	11-3	415	251	560	44.82
2.	Laurie Ritchie	KY	10-4	420	238	560	42.50
3.	Sherry Ricardo	LA	9.5-3.5	478	255	520	49.04
4.	Louise Alligood	TX	9.5-3.5	381	222	520	42.69
5.	Vicki Belcher	KY	7.5-5.5	312	192	520	36.92
6.	Sue Helene	WI	7-6	402	238	520	45.77
7.	Debbie Harris	MO	7-6	358	215	520	41.35
8.	Kathy Warner	OR	6-7	315	175	520	33.65
9.	Jo Ann Stanford	TN	5.5-7.5	307	196	520	37.69
10.	Linda Dodson	LA	5-8	324	197	520	37.88
11.	Laura Johnson	MO	4.5-8.5	325	206	520	39.62
12.	Barbara Richard	LA	4.5-8.5	365	198	520	38.08
13.	Nelda Dodson	TX	3-10	311	179	520	34.42
14.	Joann Jones	MO	2-11	288	166	520	31.92



# WOMEN'S DIVISION


# WOMEN'S DIVISION



Women's F		State	W-L	Points	Rngrs	Shoes	%
1.	Ree Cutright	MO	12-1	428	200	520	38.46
2.	Tandi Thomason	TX	11-2	410	212	520	40.77
3.	Lillian Stromberg	CO	9-4	383	192	520	36.92
4.	Eddie Corso	LA	9-4	426	174	520	33.46
5.	Betty B Weakley	VA	8-5	374	186	520	35.77
6.	Shirley Sprague	IA	8-5	425	178	520	34.23
7.	Carolyn Hulen	TX	8-5	353	144	520	27.69
8.	Nelda Addison	LA	7-6	388	171	520	32.88
9.	Phyllis Archer	AR	6-7	298	134	520	25.77
10.	Patty White	TX	4-9	259	122	520	23.46
11.	Marie Stump	LA	4-9	265	104	520	20.00
12.	Bridgett Collier	AL	3-10	256	120	520	23.08
13.	Dee McIntire	MO	2-11	263	120	520	23.08



Women's G		State	W-L	Points	Rngrs	Shoes	%
1.	Phyllis Quist	WA	12-1	466	193	520	37.12
2.	Mary Frances Aguilar	TX	11-2	409	184	520	35.38
3.	Kerri Alderson	ON	10.5-2.5	384	164	520	31.54
4.	Victoria Highley	MO	10-3	423	190	520	36.54
5.	Alyeene Hensley	OK	8.5-4.5	366	151	520	29.04
6.	Rhonda Smith	LA	7.5-5.5	323	157	520	30.19
7.	Melody Downey	MO	7-6	345	143	520	27.50
8.	Adrienne Koonce	IL	6-7	400	188	520	36.15
9.	Pat McLain	IN	5.5-7.5	281	118	520	22.69
10.	Sharon Taylor	MO	5-8	351	154	520	29.62
11.	Gloria Smith	WI	3.5-9.5	195	55	520	10.58
12.	Nina Pearson	CO	3-10	248	131	520	25.19
13.	Shannon Kirkland	TX	1.5-11.5	191	97	520	18.65



Women's H		State	W-L	Points	Rngrs	Shoes	%
1.	Debbie Plummer	KS	10-4	372	147	560	26.25
2.	Natalie Altis	MO	9-5	395	168	560	30.00
3.	Mary Begnaud	LA	8.5-4.5	380	140	520	26.92
4.	Edith Ferrell	KS	8-5	403	145	520	27.88
5.	Georgia Burke	OK	8-5	345	124	520	23.85
6.	Jennifer Reno	OH	7.5-5.5	336	141	520	27.12
7.	Kathy Anderson	TX	6.5-6.5	301	129	520	24.81
8.	Mary Denzin	MN	6-7	297	119	520	22.88
9.	Mary Holley	AB	6-7	267	95	520	18.27
10.	Eunice Lease	NE	5.5-7.5	304	118	520	22.69
11.	Dianne Morgan	AR	5-8	277	106	520	20.38
12.	Donna Bastel	MO	4-9	320	139	520	26.73
13.	Suzanne Evans	MO	4-9	298	116	520	22.31
14.	Angie Taylor	LA	4-9	273	101	520	19.42



Women's I		State	W-L	Points	Rngrs	Shoes	%
1.	Sharla Fontenot	LA	11.5-1.5	394	148	520	28.46
2.	Valerie Ott	TX	11-2	402	140	520	26.92
3.	Linda Kahrig	OH	10-3	303	86	520	16.54
4.	Tina Stephenson	IN	9.5-3.5	401	103	520	19.81
5.	Linda Skiehar	AB	8-5	238	59	520	11.35
6.	Cindy Creighton	MN	7.5-5.5	337	85	520	16.35
7.	Cathy Jackson	OK	7-6	325	106	520	20.38
8.	Barbara Carson	AZ	7-6	293	83	520	15.96
9.	Monica Fletcher	LA	6-7	247	59	520	11.35
10.	Bobbie Kahrig	OH	5-8	240	59	520	11.35
11.	Dawn Seither	LA	4.5-8.5	250	76	520	14.62
12.	Anna Combs	TX	2-11	160	25	520	4.81
13.	Ivy Gowdy	TX	2-11	85	19	520	3.65
14.	Lu Cave	MN	0-13	73	28	360	7.78

# SENIOR WOMEN'S CHAMPIONSHIP CLASS 2011 WORLD TOURNAMENT



Pos	Pitcher	Qualifying Average	State	W-L	Points	Rngrs	Shoes	Ringer %
1.	Sheila Shepard	76.08	CO	8-2	398	434	578	75.09
2.	Gert Wilcziek	77.83	WI	7-3	361	395	502	78.69
3.	Rivers Prewette	76.17	NC	7-3	354	379	520	72.88
4.	Jane Jordan	65.54	SC	5-5	308	342	548	62.41
5.	Marlene Cooper	61.36	OH	2-8	217	259	454	57.05
6.	Roena Branson	58.90	MO	1-9	173	235	434	54.15

## 1. Sheila Shepard 8-2

	Opponent	Score	Rgrs	Shoes	%
1.	Jane Jordan	42/26	37	54	68.52
2.	Roena Branson	40/13	35	44	79.55
3.	Gert Wilcziek	42/31	68	84	80.95
4.	Rivers Prewette	42/25	43	54	79.63
5.	Marlene Cooper	41/10	33	42	78.57
6.	Jane Jordan	38/40	38	60	63.33
7.	Roena Branson	40/9	32	42	76.19
8.	Gert Wilcziek	40/25	63	74	85.14
9.	Rivers Prewette	41/34	53	72	73.61
10.	Marlene Cooper	32/41	32	52	61.54
		<b>398</b>	<b>434</b>	<b>578</b>	<b>75.09</b>

## 2. Gert Wilcziek 7-3

	Opponent	Score	Rgrs	Shoes	%
1.	Roena Branson	40/9	29	36	80.56
2.	Marlene Cooper	40/3	28	30	93.33
3.	Sheila Shepard	31/42	64	84	76.19
4.	Jane Jordan	42/18	28	38	73.68
5.	Rivers Prewette	41/12	52	60	86.67
6.	Roena Branson	42/10	29	36	80.56
7.	Marlene Cooper	40/11	32	38	84.21
8.	Sheila Shepard	25/40	58	74	78.38
9.	Jane Jordan	44/30	41	56	73.21
10.	Rivers Prewette	16/41	34	50	68.00
		<b>361</b>	<b>395</b>	<b>502</b>	<b>78.69</b>

## 3. Rivers Prewette 7-3

	Opponent	Score	Rgrs	Shoes	%
1.	Marlene Cooper	41/28	41	58	70.69
2.	Jane Jordan	40/22	48	64	75.00
3.	Roena Branson	40/9	27	36	75.00
4.	Sheila Shepard	25/42	37	54	68.52
5.	Gert Wilcziek	12/41	43	60	71.67
6.	Marlene Cooper	40/18	29	46	63.04
7.	Jane Jordan	40/10	36	46	78.26
8.	Roena Branson	41/12	24	34	70.59
9.	Sheila Shepard	34/41	52	72	72.22
10.	Gert Wilcziek	41/16	42	50	84.00
		<b>354</b>	<b>379</b>	<b>520</b>	<b>72.88</b>

## 4. Jane Jordan 5-5

	Opponent	Score	Rgrs	Shoes	%
1.	Sheila Shepard	26/42	33	54	61.11
2.	Rivers Prewette	22/40	42	64	65.63
3.	Marlene Cooper	40/15	37	54	68.52
4.	Gert Wilcziek	18/42	21	38	55.26
5.	Roena Branson	42/21	31	52	59.62
6.	Sheila Shepard	40/38	38	60	63.33
7.	Rivers Prewette	10/40	27	46	58.70
8.	Marlene Cooper	40/25	30	52	57.69
9.	Gert Wilcziek	30/44	37	56	66.07
10.	Roena Branson	40/38	46	72	63.89
		<b>308</b>	<b>342</b>	<b>548</b>	<b>62.41</b>

## 5. Marlene Cooper 2-8

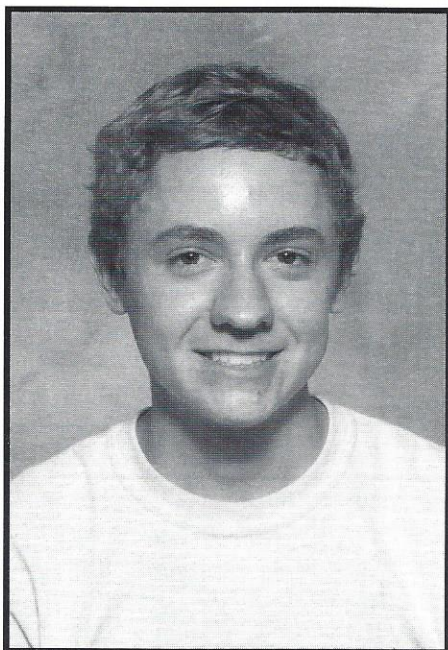
	Opponent	Score	Rgrs	Shoes	%
1.	Rivers Prewette	28/41	36	58	62.07
2.	Gert Wilcziek	3/40	16	30	53.33
3.	Jane Jordan	15/40	29	54	53.70
4.	Roena Branson	41/11	27	38	71.05
5.	Sheila Shepard	10/41	24	42	57.14
6.	Rivers Prewette	18/40	22	46	47.83
7.	Gert Wilcziek	11/40	22	38	57.89
8.	Jane Jordan	25/40	25	52	48.08
9.	Roena Branson	25/41	23	44	52.27
10.	Sheila Shepard	41/32	35	52	67.31
		<b>217</b>	<b>259</b>	<b>454</b>	<b>57.05</b>

## 6. Roena Branson 1-9

	Opponent	Score	Rgrs	Shoes	%
1.	Gert Wilcziek	9/40	19	36	52.78
2.	Sheila Shepard	13/40	26	44	59.09
3.	Rivers Prewette	9/40	18	36	50.00
4.	Marlene Cooper	11/41	18	38	47.37
5.	Jane Jordan	21/42	25	52	48.08
6.	Gert Wilcziek	10/42	19	36	52.78
7.	Sheila Shepard	9/40	22	42	52.38
8.	Rivers Prewette	12/41	14	34	41.18
9.	Marlene Cooper	41/25	29	44	65.91
10.	Jane Jordan	38/40	45	72	62.50
		<b>173</b>	<b>235</b>	<b>434</b>	<b>54.15</b>



# JUNIOR BOY'S CHAMPIONSHIP CLASS 2011 WORLD TOURNAMENT



Pos	Pitcher	Qualifying Average	State	W-L	Points	Rngrs	Shoes	Ringer %
1.	Joey Mueller	66.14	MN	7-1	302	291	438	66.44
2.	Scotty Lumb	57.05	ON	6-2	293	264	410	64.39
3.	Dalton Rakestraw	65.45	MO	4-3	220	244	376	64.89
4.	Joshua Olson	54.77	MN	4-3	219	190	316	60.13
5.	Dylan Holmberg	58.86	FL	3-4	250	238	404	58.91
6.	Tyler Howard	61.36	KY	2-5	230	264	436	60.55
7.	Marcus Santillana	61.14	CA	2-5	218	217	368	58.97
8.	Clayton Bonham III	59.32	MI	1-6	207	191	348	54.89

## 1. Joey Mueller 7-1

	Opponent	Score	Rgrs	Shoes	%
1.	Joshua Olson	40/24	32	44	72.73
2.	Dylan Holmberg	44/30	51	70	72.86
3.	Scotty Lumb	40/10	27	36	75.00
4.	Clayton Bonham III	40/36	31	54	57.41
5.	Marcus Santillana	11/42	21	40	52.50
6.	Tyler Howard	40/29	42	66	63.64
7.	Dalton Rakestraw	45/33	48	68	70.59
8.	Scotty Lumb	42/36	39	60	65.00
		<b>302</b>	<b>291</b>	<b>438</b>	<b>66.44</b>

## 2. Scotty Lumb 6-2

	Opponent	Score	Rgrs	Shoes	%
1.	Dalton Rakestraw	42/16	33	48	68.75
2.	Marcus Santillana	40/35	41	66	62.12
3.	Joey Mueller	10/40	18	36	50.00
4.	Tyler Howard	42/36	36	58	62.07
5.	Dylan Holmberg	42/31	39	54	72.22
6.	Clayton Bonham III	41/19	30	46	65.22
7.	Joshua Olson	40/11	30	42	71.43
8.	Joey Mueller	36/42	37	60	61.67
		<b>293</b>	<b>264</b>	<b>410</b>	<b>64.39</b>

## 3. Dalton Rakestraw 4-3

	Opponent	Score	Rgrs	Shoes	%
1.	Scotty Lumb	16/42	26	48	54.17
2.	Clayton Bonham III	6/44	20	46	43.48
3.	Dylan Holmberg	42/38	51	76	67.11
4.	Joshua Olson	41/16	27	38	71.05
5.	Tyler Howard	42/22	46	60	76.67
6.	Marcus Santillana	40/7	29	40	72.50
7.	Joey Mueller	33/45	45	68	66.18
		<b>220</b>	<b>244</b>	<b>376</b>	<b>64.89</b>

## 4. Joshua Olson 4-3

	Opponent	Score	Rgrs	Shoes	%
1.	Joey Mueller	24/40	26	44	59.09
2.	Tyler Howard	40/23	38	56	67.86
3.	Marcus Santillana	45/24	31	48	64.58
4.	Dalton Rakestraw	16/41	19	38	50.00
5.	Clayton Bonham III	41/16	29	42	69.05
6.	Dylan Holmberg	42/28	26	46	56.52
7.	Scotty Lumb	11/40	21	42	50.00
		<b>219</b>	<b>190</b>	<b>316</b>	<b>60.13</b>

## 5. Dylan Holmberg 3-4

	Opponent	Score	Rgrs	Shoes	%
1.	Tyler Howard	40/39	39	64	60.94
2.	Joey Mueller	30/44	44	70	62.86
3.	Dalton Rakestraw	38/42	49	76	64.47
4.	Marcus Santillana	42/31	28	52	53.85
5.	Scotty Lumb	31/42	34	54	62.96
6.	Joshua Olson	28/42	21	46	45.65
7.	Clayton Bonham III	41/21	23	42	54.76
		<b>250</b>	<b>238</b>	<b>404</b>	<b>58.91</b>

## 6. Tyler Howard 2-5

	Opponent	Score	Rgrs	Shoes	%
1.	Dylan Holmberg	39/40	38	64	59.38
2.	Joshua Olson	23/40	34	56	60.71
3.	Clayton Bonham III	40/39	35	64	54.69
4.	Scotty Lumb	36/42	34	58	58.62
5.	Dalton Rakestraw	22/42	39	60	65.00
6.	Joey Mueller	29/40	38	66	57.58
7.	Marcus Santillana	41/39	46	68	67.65
		<b>230</b>	<b>264</b>	<b>436</b>	<b>60.55</b>


### 7. Marcus Santillana 2-5

	Opponent	Score	Rgrs	Shoes	%
1.	Clayton Bonham III	40/32	32	54	59.26
2.	Scotty Lumb	35/40	41	66	62.12
3.	Joshua Olson	24/45	24	48	50.00
4.	Dylan Holmberg	31/42	24	52	46.15
5.	Joey Mueller	42/11	32	40	80.00
6.	Dalton Rakestraw	7/40	18	40	45.00
7.	Tyler Howard	39/41	46	68	67.65
		<b>218</b>	<b>217</b>	<b>368</b>	<b>58.97</b>

### 8. Clayton Bonham III 1-6

	Opponent	Score	Rgrs	Shoes	%
1.	Marcus Santillana	32/40	30	54	55.56
2.	Dalton Rakestraw	44/6	32	46	69.57
3.	Tyler Howard	39/40	36	64	56.25
4.	Joey Mueller	36/40	30	54	55.56
5.	Joshua Olson	16/41	21	42	50.00
6.	Scotty Lumb	19/41	25	46	54.35
7.	Dylan Holmberg	21/41	17	42	40.48
		<b>207</b>	<b>191</b>	<b>348</b>	<b>54.89</b>

# JUNIOR GIRL'S CHAMPIONSHIP CLASS 2011 WORLD TOURNAMENT



Pos	Pitcher	Qualifying Average	State	W-L	Points	Rngrs	Shoes	Ringer %
1.	Bethany Heinritz	53.86	WI	5-0	208	108	212	50.94
2.	Brianna McCormick	50.45	VT	4-1	197	100	212	47.17
3.	Jennifer Trader	37.73	ND	3-2	182	83	206	40.29
4.	Billie May Bonham	28.64	MI	2-3	126	63	202	31.19
5.	Kristin Koonce	26.14	IL	1-4	88	37	226	16.37
6.	Christina Heinritz	23.33	WI	0-5	63	27	202	13.37

### 1. Bethany Heinritz 5-0

	Opponent	Score	Rgrs	Shoes	%
1.	Christina Heinritz	40/0	10	24	41.67
2.	Kristin Koonce	44/9	15	40	37.50
3.	Jennifer Trader	41/21	26	44	59.09
4.	Billie May Bonham	41/25	25	46	54.35
5.	Brianna McCormick	42/28	32	58	55.17
		<b>208</b>	<b>108</b>	<b>212</b>	<b>50.94</b>

### 2. Brianna McCormick 4-1

	Opponent	Score	Rgrs	Shoes	%
1.	Kristin Koonce	41/7	15	32	46.88
2.	Billie May Bonham	42/2	15	26	57.69
3.	Christina Heinritz	41/6	17	38	44.74
4.	Jennifer Trader	45/34	27	58	46.55
5.	Bethany Heinritz	28/42	26	58	44.83
		<b>197</b>	<b>100</b>	<b>212</b>	<b>47.17</b>

### 3. Jennifer Trader 3-2

	Opponent	Score	Rgrs	Shoes	%
1.	Billie May Bonham	42/13	12	36	33.33
2.	Christina Heinritz	41/6	15	32	46.88
3.	Bethany Heinritz	21/41	19	44	43.18
4.	Brianna McCormick	34/45	23	58	39.66
5.	Kristin Koonce	44/10	14	36	38.89
		<b>182</b>	<b>83</b>	<b>206</b>	<b>40.29</b>

### 4. Billie May Bonham 2-3

	Opponent	Score	Rgrs	Shoes	%
1.	Jennifer Trader	13/42	5	36	13.89
2.	Brianna McCormick	2/42	3	26	11.54
3.	Kristin Koonce	41/20	19	52	36.54
4.	Bethany Heinritz	25/41	20	46	43.48
5.	Christina Heinritz	45/14	16	42	38.10
		<b>126</b>	<b>63</b>	<b>202</b>	<b>31.19</b>


### 5. Kristin Koonce 1-4

	Opponent	Score	Rgrs	Shoes	%
1.	Brianna McCormick	7/41	3	32	9.38
2.	Bethany Heinritz	9/44	6	40	15.00
3.	Billie May Bonham	20/41	12	52	23.08
4.	Christina Heinritz	42/37	11	66	16.67
5.	Jennifer Trader	10/44	5	36	13.89
		<b>88</b>	<b>37</b>	<b>226</b>	<b>16.37</b>

### 6. Christina Heinritz 0-5

	Opponent	Score	Rgrs	Shoes	%
1.	Bethany Heinritz	0/40	0	24	0.00
2.	Jennifer Trader	6/41	5	32	15.63
3.	Brianna McCormick	6/41	5	38	13.16
4.	Kristin Koonce	37/42	12	66	18.18
5.	Billie May Bonham	14/45	5	42	11.90
		<b>63</b>	<b>27</b>	<b>202</b>	<b>13.37</b>

# CADET'S CHAMPIONSHIP CLASS 2011 WORLD TOURNAMENT



Pos	Pitcher	Qualifying Average	State	W-L	Points	Rngrs	Shoes	Ringer %
1.	Bernardo Navarro III	29.29	CA	6-1	199	82	222	36.94
2.	Noah Gabel	23.21	ND	5-2	176	62	266	23.31
3.	Bryson Smith Jr.	8.21	KS	2-4	78	24	200	12.00
4.	Colton Williams	9.64	MN	0-6	55	11	220	5.00

## 1. Bernardo Navarro III 6-1

	Opponent	Score	Rgrs	Shoes	%
1.	Bryson Smith Jr.	32/10	14	28	50.00
2.	Colton Williams	30/4	10	30	33.33
3.	Noah Gabel	24/19	11	40	27.50
4.	Bryson Smith Jr.	32/1	11	20	55.00
5.	Colton Williams	33/11	9	30	30.00
6.	Noah Gabel	17/27	13	40	32.50
7.	Noah Gabel	31/15	14	34	41.18
		<b>199</b>	<b>82</b>	<b>222</b>	<b>36.94</b>

## 2. Noah Gabel 5-2

	Opponent	Score	Rgrs	Shoes	%
1.	Colton Williams	23/12	3	40	7.50
2.	Bryson Smith Jr.	32/10	9	34	26.47
3.	Bernardo Navarro III	19/24	8	40	20.00
4.	Colton Williams	30/11	6	40	15.00
5.	Bryson Smith Jr.	30/12	12	38	31.58
6.	Bernardo Navarro III	27/17	15	40	37.50
7.	Bernardo Navarro III	15/31	9	34	26.47
		<b>176</b>	<b>62</b>	<b>266</b>	<b>23.31</b>

## Stay Informed / Keep Subscription Current

Don't let your "Horseshoe Pitching Newsline" subscription lapse. Check the expiration date on the mailing label. If it is 10/1/11, this is your last issue and you should mail a renewal now.

### NHPA "Horseshoe Pitching Newsline" Subscription Renewal Form

Name: \_\_\_\_\_

Address: \_\_\_\_\_

City/State/Zip: \_\_\_\_\_

Phone: \_\_\_\_\_

New Subscriber  Renewal

Subscription Price:

One Year - \$12.00

Two Years- \$22.00

Three Years- \$30.00

Add \$12.00 per year  
for First Class Mailing

Issues to Canada must be mailed First Class; subscription cost is \$24.00, \$46.00 or \$66.00 (US Funds Only)

**Make checks payable and mail with form to:**

**NHPA Secretary/Treasurer  
3085 76<sup>th</sup> Street  
Franksville, WI 53126**

If you have missed an issue, limited copies of most back issues are available for \$3.00 (World Tournament issues are \$5.00)

Send all back copy requests with payment to: Horseshoe Pitching Newsline Editor, PO Box 536, Webberville, MI 48892-0536

### 3. Bryson Smith Jr. 2-4

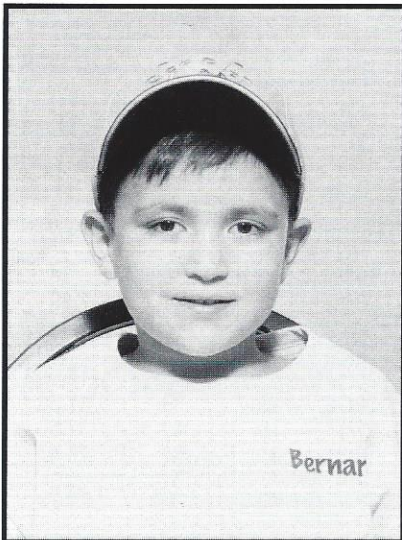
	Opponent	Score	Rgrs	Shoes	%
1.	Bernardo Navarro III	10/32	6	28	21.43
2.	Noah Gabel	10/32	2	34	5.88
3.	Colton Williams	22/11	5	40	12.50
4.	Bernardo Navarro III	1/32	1	20	5.00
5.	Noah Gabel	12/30	7	38	18.42
6.	Colton Williams	23/6	3	40	7.50
		<b>78</b>	<b>24</b>	<b>200</b>	<b>12.00</b>

### 4. Colton Williams 0-6


	Opponent	Score	Rgrs	Shoes	%
1.	Noah Gabel	12/23	2	40	5.00
2.	Bernardo Navarro III	4/30	1	30	3.33
3.	Bryson Smith Jr.	11/22	2	40	5.00
4.	Noah Gabel	11/30	2	40	5.00
5.	Bernardo Navarro III	11/33	3	30	10.00
6.	Bryson Smith Jr.	6/23	1	40	2.50
		<b>55</b>	<b>11</b>	<b>220</b>	<b>5.00</b>

# JUNIOR DIVISION CLASS PLAY 2011 WORLD TOURNAMENT

## JUNIOR DIVISION





Cadet Class A		State	W/L	Points	Rngrs	Shoes	R%
1.	Bernardo Navarro III	CA	7-0	230	82	280	29.29
2.	Noah Gabel	ND	6-1	220	65	280	23.21
3.	Bryson Smith Jr.	KS	5-2	96	23	280	8.21
4.	Colton Williams	MN	4-3	106	27	280	9.64
5.	Michael Littell	MN	3-4	60	11	280	3.93
6.	Rebecca LaMothe	IA	2-5	35	2	280	0.71
7.	Kevin Kyle	CA	1-6	54	8	280	2.86



Junior Class A		State	W/L	Points	Rngrs	Shoes	R%
1.	Dalton Rakestraw	MO	8.5-2.5	378	288	440	65.45
2.	Joey Mueller	MN	8-3	323	291	440	66.14
3.	Tyler Howard	KY	8-3	345	270	440	61.36
4.	Marcus Santillana	CA	7-4	316	269	440	61.14
5.	Clayton Bonham III	MI	7-4	343	261	440	59.32
6.	Rusty Muncy	CA	7-4	281	234	440	53.18
7.	Dylan Holmberg	FL	6-5	295	259	440	58.86
8.	Steve Drozd	NE	5-6	275	241	440	54.77
9.	Bethany Heinritz	WI	5-6	266	237	440	53.86
10.	Scotty Lumb	ON	3.5-7.5	269	251	440	57.05
11.	Nathan Evers	MO	1-10	233	199	440	45.23
12.	Nathan Scott	UT	0-11	112	131	440	29.77

JUNIOR DIVISION

# JUNIOR DIVISION




Junior Class B		State	W/L	Points	Rngrs	Shoes	R%
1.	Brianna McCormick	VT	10-1	376	222	440	50.45
2.	Joshua Olson	MN	9-2	373	241	440	54.77
3.	Gunnar David	WI	9-2	404	229	440	52.05
4.	Dayton C Campbell	VA	8-3	392	210	440	47.73
5.	Blake Roberts	OH	7-4	332	190	440	43.18
6.	Nicolas Pigman	TX	6-5	295	171	440	38.86
7.	Jennifer Trader	ND	5-6	318	166	440	37.73
8.	Devin Wetzel	MO	4-7	231	162	440	36.82
9.	Tyler James McCown	MO	3-8	225	131	440	29.77
10.	Tim Lazaris	WI	3-8	207	131	440	29.77
11.	Bruce Thomas	MO	1-10	211	132	440	30.00
12.	Billie May Bonham	MI	1-10	184	126	440	28.64

Junior Class C		State	W/L	Points	Rngrs	Shoes	R%
1.	Travis Sluys	CA	9.5-2.5	466	171	480	35.63
2.	Kelton Marlow	AR	8.5-3.5	314	114	480	23.75
3.	Matthew Trader	ND	8-3	283	109	440	24.77
4.	Deanna Santillana	CA	8-3	261	96	440	21.82
5.	Tanner Pousson	LA	7-4	272	121	440	27.50
6.	Kristin Koonce	IL	7-4	286	115	440	26.14
7.	Jacob Fortune Jr.	OK	6-5	233	88	440	20.00
8.	Randy Jackson	OK	5.5-5.5	268	88	440	20.00
9.	Savanna Johnson	MO	3.5-7.5	177	73	440	16.59
10.	Cameron Gabel	ND	3-8	195	64	440	14.55
11.	Zachary Mansell	TX	1-10	140	46	440	10.45

Junior Class D		State	W/L	Points	Rngrs	Shoes	R%
1.	Christina Heinritz	WI	9-0	289	84	360	23.33
2.	Calvin Ayers	AR	7-2	225	56	360	15.56
3.	Cameron Taylor	LA	7-2	208	53	360	14.72
4.	Mia Craven	TX	5-4	150	31	360	8.61
5.	Toby Craven	TX	5-4	168	30	360	8.33
6.	Alex Hankins	KY	4-5	201	48	360	13.33
7.	Cody Olson	MN	3.5-5.5	159	35	360	9.72
8.	Nickel Craven	MO	3-6	124	21	360	5.83
9.	Travis LaMothe	IA	1.5-7.5	131	28	360	7.78

Junior Class E		State	W/L	Points	Rngrs	Shoes	R%
1.	Tyler Brakhane	IL	9-0	205	34	360	9.44
2.	Alec Craven	KY	7.5-1.5	128	15	360	4.17
3.	Ashley Craven	MO	6-3	151	17	360	4.72
4.	Merissa Caravello	KS	5.5-3.5	99	10	360	2.78
5.	Zach Hankins	KY	5-4	108	10	360	2.78
6.	Kyle Husted	MN	4-5	106	15	360	4.17
7.	Grant Mansell	TX	4-5	86	12	360	3.33
8.	Lexi Taylor	OK	2-7	79	12	360	3.33
9.	Sophie Craven	MO	2-7	62	6	360	1.67

# ELDER MEN'S 30' CHAMPIONSHIP CLASS 2010 WORLD TOURNAMENT (CORRECTED)



		State	W/L	Pts	Ringers	Shoes	Ringer %
1.	Ed Arionus	TX	12/1	532	679	852	79.69
2.	Rich Pintor	CO	10/3	508	669	830	80.60
3.	Herschel Walters	IN	10/3	503	646	816	79.17
4.	Larry Purcell	IA	10/3	484	693	926	74.84
5.	Russ Phillips	WA	8/5	470	694	882	78.68
6.	Ralph Adrian	OH	8/5	443	546	756	72.22
7.	Charles Dougherty	OH	6/7	429	631	854	73.89
8.	Bobby Fields	TN	6/7	444	633	864	73.26
9.	Roy Bowers	OR	6/7	418	566	814	69.53
10.	Bob Vandivier	IL	5/8	429	605	830	72.89
11.	Gregg Craven	MO	3/10	403	533	776	68.69
12.	Ted Sprinkle	IN	3/10	394	565	824	68.57
13.	Doug Farnsworth	TN	2/11	336	520	766	67.89
14.	Carl Carlton	CO	2/11	317	484	746	64.88

## 1. Ed Arionus 12-1

	Opponent	Score	Rgrs	Shs	%
1.	Ted Sprinkle	40/12	29	34	85.29
2.	Doug Farnsworth	40/20	46	56	82.14
3.	Bobby Fields	42/28	34	48	70.83
4.	Charles Dougherty	41/19	52	66	78.79
5.	Ralph Adrian	42/18	51	66	77.27
6.	Carl Carlton	41/13	40	48	83.33
7.	Gregg Craven	42/14	39	50	78.00
8.	Larry Purcell	35/42	51	70	72.86
9.	Roy Bowers	42/18	50	60	83.33
10.	Bob Vandivier	44/25	64	76	84.21
11.	Russ Phillips	42/34	81	98	82.65
12.	Rich Pintor	40/37	83	104	79.81
13.	Herschel Walters	41/30	59	76	77.63
		<b>532</b>	<b>679</b>	<b>852</b>	<b>79.69</b>

## 2. Rich Pintor 10-3

	Opponent	Score	Rgrs	Shs	%
1.	Larry Purcell	41/15	51	62	82.26
2.	Roy Bowers	40/9	76	86	88.37
3.	Carl Carlton	40/11	36	42	85.71
4.	Bob Vandivier	42/34	55	74	74.32
5.	Charles Dougherty	41/26	48	60	80.00
6.	Russ Phillips	43/10	39	44	88.64
7.	Doug Farnsworth	44/32	58	76	76.32
8.	Ted Sprinkle	17/40	30	46	65.22
9.	Herschel Walters	39/41	52	70	74.29
10.	Gregg Craven	42/21	48	60	80.00
11.	Ralph Adrian	40/4	44	50	88.00
12.	Ed Arionus	37/40	84	104	80.77
13.	Bobby Fields	42/22	48	56	85.71
		<b>508</b>	<b>669</b>	<b>830</b>	<b>80.60</b>

## 3. Herschel Walters 10-3

	Opponent	Score	Rgrs	Shs	%
1.	Charles Dougherty	40/16	45	52	86.54
2.	Carl Carlton	42/5	35	38	92.11
3.	Ted Sprinkle	42/17	47	54	87.04
4.	Ralph Adrian	26/41	43	60	71.67
5.	Doug Farnsworth	45/24	67	82	81.71
6.	Gregg Craven	40/13	40	46	86.96
7.	Bob Vandivier	40/35	60	76	78.95
8.	Russ Phillips	32/44	55	78	70.51
9.	Rich Pintor	41/39	53	70	75.71
10.	Larry Purcell	40/29	48	64	75.00
11.	Roy Bowers	45/25	35	48	72.92
12.	Bobby Fields	40/22	62	72	86.11
13.	Ed Arionus	30/41	56	76	73.68
		<b>503</b>	<b>646</b>	<b>816</b>	<b>79.17</b>

## 4. Larry Purcell 10-3

	Opponent	Score	Rgrs	Shs	%
1.	Rich Pintor	15/41	42	62	67.74
2.	Bob Vandivier	41/21	62	74	83.78
3.	Roy Bowers	34/45	50	74	67.57
4.	Doug Farnsworth	40/33	56	74	75.68
5.	Ted Sprinkle	40/33	62	84	73.81
6.	Charles Dougherty	40/35	59	78	75.64
7.	Carl Carlton	41/33	55	74	74.32
8.	Ed Arionus	42/35	55	70	78.57
9.	Gregg Craven	40/23	42	62	67.74
10.	Herschel Walters	29/40	45	64	70.31
11.	Bobby Fields	40/33	65	82	79.27
12.	Russ Phillips	42/30	62	78	79.49
13.	Ralph Adrian	40/23	38	50	76.00
		<b>484</b>	<b>693</b>	<b>926</b>	<b>74.84</b>

**5. Russ Phillips 8-5**

Opponent	Score	Rgrs	Shs	%
1. Carl Carlton	45/30	71	92	77.17
2. Ted Sprinkle	40/35	66	86	76.74
3. Charles Dougherty	41/15	45	54	83.33
4. Gregg Craven	40/27	55	68	80.88
5. Bob Vandivier	41/13	51	60	85.00
6. Rich Pintor	10/43	28	44	63.64
7. Ralph Adrian	29/40	52	72	72.22
8. Herschel Walters	44/32	60	78	76.92
9. Bobby Fields	31/40	57	72	79.17
10. Doug Farnsworth	43/6	22	26	84.62
11. Ed Arionus	34/42	79	98	80.61
12. Larry Purcell	30/42	59	78	75.64
13. Roy Bowers	42/10	49	54	90.74
<b>Total</b>	<b>470</b>	<b>694</b>	<b>882</b>	<b>78.68</b>

**7. Charles Dougherty 6-7**

Opponent	Score	Rgrs	Shs	%
1. Herschel Walters	16/40	37	52	71.15
2. Ralph Adrian	41/30	55	74	74.32
3. Russ Phillips	15/41	36	54	66.67
4. Ed Arionus	19/41	45	66	68.18
5. Rich Pintor	26/41	43	60	71.67
6. Larry Purcell	35/40	56	78	71.79
7. Bobby Fields	40/22	58	72	80.56
8. Gregg Craven	32/42	50	68	73.53
9. Bob Vandivier	39/40	51	70	72.86
10. Roy Bowers	45/34	60	80	75.00
11. Ted Sprinkle	40/32	55	70	78.57
12. Carl Carlton	40/18	40	48	83.33
13. Doug Farnsworth	41/31	45	62	72.58
<b>Total</b>	<b>429</b>	<b>631</b>	<b>854</b>	<b>73.89</b>

**9. Roy Bowers 6-7**

Opponent	Score	Rgrs	Shs	%
1. Doug Farnsworth	41/23	31	44	70.45
2. Rich Pintor	9/40	68	86	79.07
3. Larry Purcell	45/34	53	74	71.62
4. Bobby Fields	39/45	68	94	72.34
5. Gregg Craven	44/35	35	50	70.00
6. Bob Vandivier	25/41	30	52	57.69
7. Ted Sprinkle	44/14	34	48	70.83
8. Carl Carlton	42/35	47	66	71.21
9. Ed Arionus	18/42	43	60	71.67
10. Charles Dougherty	34/45	55	80	68.75
11. Herschel Walters	25/45	29	48	60.42
12. Ralph Adrian	42/38	35	58	60.34
13. Russ Phillips	10/42	38	54	70.37
<b>Total</b>	<b>418</b>	<b>566</b>	<b>814</b>	<b>69.53</b>

**11. Gregg Craven 3-10**

Opponent	Score	Rgrs	Shs	%
1. Ralph Adrian	29/45	37	58	63.79
2. Bobby Fields	38/42	34	56	60.71
3. Bob Vandivier	39/45	42	64	65.63
4. Russ Phillips	27/40	50	68	73.53
5. Roy Bowers	35/44	32	50	64.00
6. Herschel Walters	13/40	31	46	67.39
7. Ed Arionus	14/42	30	50	60.00
8. Charles Dougherty	42/32	53	68	77.94
9. Larry Purcell	23/40	38	62	61.29
10. Rich Pintor	21/42	42	60	70.00
11. Carl Carlton	41/32	46	64	71.88
12. Doug Farnsworth	42/21	38	50	76.00
13. Ted Sprinkle	39/41	60	80	75.00
<b>Total</b>	<b>403</b>	<b>533</b>	<b>776</b>	<b>68.69</b>

**13. Doug Farnsworth 2-11**

Opponent	Score	Rgrs	Shs	%
1. Roy Bowers	23/41	25	44	56.82
2. Ed Arionus	20/40	39	56	69.64
3. Ralph Adrian	23/40	43	54	79.63
4. Larry Purcell	33/40	54	74	72.97
5. Herschel Walters	24/45	60	82	73.17
6. Ted Sprinkle	40/36	54	78	69.23
7. Rich Pintor	32/44	55	76	72.37
8. Bobby Fields	23/40	35	56	62.50
9. Carl Carlton	42/21	45	60	75.00
10. Russ Phillips	6/43	10	26	38.46
11. Bob Vandivier	18/45	28	48	58.33
12. Gregg Craven	21/42	31	50	62.00
13. Charles Dougherty	31/41	41	62	66.13
<b>Total</b>	<b>336</b>	<b>520</b>	<b>766</b>	<b>67.89</b>

**6. Ralph Adrian 8-5**

Opponent	Score	Rgrs	Shs	%
1. Gregg Craven	45/29	43	58	74.14
2. Charles Dougherty	30/41	50	74	67.57
3. Doug Farnsworth	40/23	49	54	90.74
4. Herschel Walters	41/26	48	60	80.00
5. Ed Arionus	18/42	44	66	66.67
6. Bobby Fields	41/32	46	62	74.19
7. Russ Phillips	40/29	55	72	76.39
8. Bob Vandivier	41/21	38	48	79.17
9. Ted Sprinkle	42/37	41	60	68.33
10. Carl Carlton	40/15	33	44	75.00
11. Rich Pintor	4/40	33	50	66.00
12. Roy Bowers	38/42	34	58	58.62
13. Larry Purcell	23/40	32	50	64.00
<b>Total</b>	<b>443</b>	<b>546</b>	<b>756</b>	<b>72.22</b>

**8. Bobby Fields 6-7**

Opponent	Score	Rgrs	Shs	%
1. Bob Vandivier	41/37	63	80	78.75
2. Gregg Craven	42/38	35	56	62.50
3. Ed Arionus	28/42	30	48	62.50
4. Roy Bowers	45/39	71	94	75.53
5. Carl Carlton	35/40	39	56	69.64
6. Ralph Adrian	32/41	43	62	69.35
7. Charles Dougherty	22/40	53	72	73.61
8. Doug Farnsworth	40/23	40	56	71.43
9. Russ Phillips	40/31	60	72	83.33
10. Ted Sprinkle	42/24	40	58	68.97
11. Larry Purcell	33/40	62	82	75.61
12. Herschel Walters	22/40	56	72	77.78
13. Rich Pintor	22/42	41	56	73.21
<b>Total</b>	<b>444</b>	<b>633</b>	<b>864</b>	<b>73.26</b>

**10. Bob Vandivier 5-8**

Opponent	Score	Rgrs	Shs	%
1. Bobby Fields	37/41	61	80	76.25
2. Larry Purcell	21/41	57	74	77.03
3. Gregg Craven	45/39	44	64	68.75
4. Rich Pintor	34/42	52	74	70.27
5. Russ Phillips	13/41	42	60	70.00
6. Roy Bowers	41/25	35	52	67.31
7. Herschel Walters	35/40	58	76	76.32
8. Ralph Adrian	21/41	32	48	66.67
9. Charles Dougherty	40/39	52	70	74.29
10. Ed Arionus	25/44	58	76	76.32
11. Doug Farnsworth	45/18	37	48	77.08
12. Ted Sprinkle	42/33	46	60	76.67
13. Carl Carlton	30/40	31	48	64.58
<b>Total</b>	<b>429</b>	<b>605</b>	<b>830</b>	<b>72.89</b>

**12. Ted Sprinkle 3-10**

Opponent	Score	Rgrs	Shs	%
1. Ed Arionus	12/40	20	34	58.82
2. Russ Phillips	35/40	63	86	73.26
3. Herschel Walters	17/42	38	54	70.37
4. Carl Carlton	40/24	36	66	54.55
5. Larry Purcell	33/40	61	84	72.62
6. Doug Farnsworth	36/40	52	78	66.67
7. Roy Bowers	14/44	25	48	52.08
8. Rich Pintor	40/17	38	46	82.61
9. Ralph Adrian	37/42	40	60	66.67
10. Bobby Fields	24/42	35	58	60.34
11. Charles Dougherty	32/40	52	70	74.29
12. Bob Vandivier	33/42	44	60	73.33
13. Gregg Craven	41/39	61	80	76.25
<b>Total</b>	<b>394</b>	<b>565</b>	<b>824</b>	<b>68.57</b>

**14. Carl Carlton 2-11**

Opponent	Score	Rgrs	Shs	%
1. Russ Phillips	30/45	66	92	71.74
2. Herschel Walters	5/42	22	38	57.89
3. Rich Pintor	11/40	26	42	61.90
4. Ted Sprinkle	24/40	32	66	48.48
5. Bobby Fields	40/35	41	56	73.21
6. Ed Arionus	13/41	31	48	64.58
7. Larry Purcell	33/41	51	74	68.92
8. Roy Bowers	35/42	44	66	66.67
9. Doug Farnsworth	21/42	38	60	63.33
10. Ralph Adrian	15/40	24	44	54.55
11. Gregg Craven	32/41	43	64	67.19
12. Charles Dougherty	18/40	33	48	68.75
13. Bob Vandivier	40/30	33	48	68.75
<b>Total</b>	<b>317</b>	<b>484</b>	<b>746</b>	<b>64.88</b>

# NHPA NEWSLINE

VOL. 23, NO. 5

## Subscription Office

3085 76th St., Franksville, WI 53126

CHANGE SERVICE REQUESTED

PRESORTED  
STANDARD  
**US POSTAGE PAID**  
LANSING, MI  
PERMIT NO 933

\*\*\*\*\*MIXED ADC 150

2012/02/01  
CASEY G SLUYS  
1721 SAN RAMON WAY  
SANTA ROSA CA 95409-3964

1673

\*\*

\*



## All the equipment you need . . .



HORSESHOES  
PAIRS OR SETS

SCOREPADS • ROUND ROBIN  
CARDS • JUDGING TOOLS • GAUGES •  
PERCENTAGE BOOKS • CAPS • TOWELS • CARRYING CASES • WINDBREAKERS • SWEATSHIRTS • TEE SHIRTS • AND MORE!

Support Your  
National  
Horseshoe  
Pitchers  
Association.

Contact a  
Distributor  
near you for  
the products  
shown in this  
ad and many  
other Game  
Related Items.

### NHPA GAME RELATED SALES DISTRIBUTORS

DENNIS OHMS  
777 W Midvalley RD  
Cedar City, UT 84720  
(866) 586-9353  
ohms@netutah.com  
www.dennishorseshoes.com

MIKE LITTELL  
4363 Shoreline DR  
Spring Park, MN 55384  
(612) 327-6350  
Mikeshorseshoes@yahoo.com  
www.mikeshorseshoes.com

JIM SHILLING  
5044 A County RD 64  
Spencerville, IN 46788  
(260) 238-4879  
shillinghorseshoes@yahoo.com

WALLY SHIPLEY  
HORSESHOE OUTLET  
Managed by Hal Griswold  
32612 Balearic RD  
Dana Point, CA 92629  
(949) 496-0577  
setibird@yahoo.com

ROBERT BEST  
#5 Liberty ST  
Camden, NY 13316  
(315) 245-5879  
useds@iswmnetwork.com

**NHPA Game Related Sales**  
QUAIL RIDGE GAME RELATED  
SALES  
100 Bluestem Way  
Wentzville, MO 63385-3799  
(636) 327-5270  
QRHCsales@quailridgesales.com  
www.quailridgesales.com

**DISTRIBUTORS & SUB-DISTRIBUTORS CONTACT**  
NHPA Game Related Sales Office  
Pam Gettinger/Larry Langewisch  
(636) 327-5271  
NHPAgamerelated@nhpasales.com

RON & POLLY'S HORSESHOE  
PITCHING SUPPLIES  
Authorized NHPA Distributor  
P.O. Box 221  
Oakwood, TX 75855  
(903) 536-2626  
horseshoes.4you@yahoo.com  
www.horseshoes4u.com  
Ron: (936) 827-5669 or  
Polly: (936) 520-8826